

Annual Report

2009-10

Centreal Coalfields Limited
(A Miniratna Company)

CONTENTS

Sl. No.		Page No.
1.	Management	1
2.	Bankers & Auditors	3
3.	Notice	4
4.	Financial Position	6
5.	Director's Report	11
6.	Comments of the Comptroller and Auditor General of India under Section 619 (4) of the Companies Act, 1956	57
7.	Minutes of the Annual General Meeting	58
8.	Balance Sheet as at 31st March, 2010	60
9.	Profit & Loss Account for the year ended 31st March, 2010	61
10.	Schedules to Balance Sheet (A to N)	62
11.	Schedule to Profit & Loss Account (1 to 14)	73
12.	Significant Accounting Policy (Schedule-P)	88
13.	Notes on Accounts (Schedule-Q)	93
14.	Balance Sheet Abstract and Company's General Business Profile (Schedule – R)	104
15.	Cash Flow Statement for 2009-10 (Schedule-S)	105
16.	Auditor's Report and Management's Reply	107

Board of Directors

(As on 15th May, 2010)



Shri R. K. Saha



Shri R. K. Mahajan



Shri R. Mohan Das



Dr. Kalyan Sen



Ms. Rama Rani Hota



Shri M. K. Sinha



Shri Gautam Basu



Shri S. K. Sarkar



Shri T. K. Chand



Shri T. K. Nag



Shri A. Chatterjee



Shri R. S. Pandey



Shri N. N. Sinha

COMPANY SECRETARY



Shri C.V.N. Gangaram

PRESENT MANAGEMENT

As on 15th May, 2010

(i.e on the date of the Fifty Fourth Annual General Meeting)

CHAIRMAN-CUM-MANAGING DIRECTOR

Shri R. K. Saha

FUNCTIONAL DIRECTORS

Shri T.K. Chand : Director (Personnel)
Shri T.K. Nag : Director (Tech./Oprn.)
Shri A. Chatterjee : Director (Finance)

PART TIME DIRECTORS

Shri R. K. Mahajan : Jt. Secretary
Ministry of Coal,
Govt. of India,
New Delhi

Shri R. Mohan Das : Director(P&IR),
Coal India Limited,
10, N.S. Road,
Kolkata.

NON-OFFICIAL PART TIME DIRECTORS

Dr. Kalyan Sen
Ms. Rama Rani Hota
Shri M. K. Sinha
Shri Gautam Basu, and
Shri S. K. Sarkar

PERMANENT INVITEES

Shri R. S. Pandey, IRTS : Chief Operations Manager
East Central Railway, Hajipur (Bihar)

Shri N. N. Sinha, IAS : Secretary, Mines & Geology Deptt.
Govt. of Jharkhand, Ranchi

COMPANY SECRETARY :

Shri C.V.N.Gangaram

MANAGEMENT DURING 2009-2010

CHAIRMAN-CUM-MANAGING DIRECTOR

Shri R. K. Saha

FUNCTIONAL DIRECTORS

- Shri T. K. Chand : Director (Personnel)
Shri T. K. Nag : Director (Tech./Oprn.)
Shri A. Chattejee : Director (Finance) (From 08.03.2010)

PART TIME DIRECTORS

- Shri R. K. Mahajan : Jt. Secretary,
Ministry of Coal,
Govt. of India,
New Delhi
(From 27.01.10)
- Shri D. N. Prasad : Director (Tech.),
Ministry of Coal,
Govt. of India,
New Delhi.
(Up to 27.01.10)
- Shri R. Mohan Das : Director(P&IR),
Coal India Limited,
Kolkata.

NON-OFFICIAL PART-TIME DIRECTORS

Dr. Kalyan Sen
Ms. Rama Rani Hota
Shri M. K. Sinha

PERMANENT INVITEES

- Shri R. S. Pandey, IRTS : Chief Operations Manager,
East Central Railway, Hajipur (Bihar) (From 03.07.2008)
- Shri S. K. Satapathy, IAS : Secretary, Mines & Geology Deptt.,
Govt. of Jharkhand, Ranchi (Up to 04.09.2009)
- Shri N. N. Sinha, IAS : Secretary, Mines & Geology Deptt.
Govt. of Jharkhand, Ranchi (From 04.09.2009)

COMPANY SECRETARY

Shri C.V.N. Gangaram

BANKERS

Allahabad Bank	ICICI Bank Ltd.
Andhra Bank	Indian Overseas Bank
Axis Bank Ltd.	State Bank of India
Bank of Baroda	Oriental Bank of Commerce
Bank of India	Punjab National Bank
Bank of Maharashtra	Syndicate Bank
Canara Bank	UCO Bank
Central Bank of India	Union Bank of India
Corporation Bank	United Bank of India
Dena Bank	State Bank of Patiala

STATUTORY AUDITORS

M/s. V. K. Jindal & Co.
GG3-Shree Gopal Complex
Third Floor, Court Road, Ranchi

BRANCH AUDITORS

M/s. V. K. Jindal & Co.
GG3-Shree Gopal Complex
Third Floor, Court Road, Ranchi

M/s. Lodha Patel Wadhwa & Co.
304, Shreelok Complex
4-H.B. Road, Ranchi

M/s. K. C. Sarkar & Co.
Ranchi.

M/s. K. C. Tak & Co.
1, New Anantpur, Ranchi

REGISTERED OFFICE

Darbhanga House
Ranchi 834 029
(Jharkhand)

NOTICE

Ref. No. : Secy3(2)/54/2010/

Dated : 11.05.2010

FIFTY FOURTH ANNUAL GENERAL MEETING

Notice is hereby given to all Shareholders of Central Coalfields Limited that the Fifty Fourth Annual General Meeting of the Company will be held on Saturday, the 15th day of May, 2010 at 11.00 AM at Darbhanga House, Ranchi to transact the following business:

ORDINARY BUSINESS:

1. To receive, consider and adopt the Audited Balance Sheet as at 31st March, 2010 and Profit & Loss Account for the year ended on that date together with the Reports of the Statutory Auditors, Comptroller & Auditor General of India and the Board of Directors of the Company thereon.
2. To declare dividend on Equity Shares for the financial year ended 31st March, 2010 as proposed by the Board.
3. To re-appoint Shri R. K. Mahajan, Joint Secretary, Ministry of Coal, Govt. of India, as a Part-time Director of the Company who retires as per the provisions of Article 34 (iii) of the Articles of Association of the Company and is eligible for re-appointment.
4. To re-appoint Shri R. Mohan Das, Director (P&IR), Coal India Limited as a Part-time Director of the Company who retires as per the provisions of Article 34 (iii) of the Articles of Association of the Company and is eligible for re-appointment.

By order of the Board of Directors
Central Coalfields Limited

Sd/-

(C.V.N. Gangaram)
Company Secretary

Registered Office : Darbhanga House
Ranchi - 834029
(Jharkhand)

Note : A member entitled to attend and vote at the meeting is also entitled to appoint a proxy to attend and vote instead of himself and the proxy need not be a member of the Company.

The Shareholders are also requested to accord their consent for convening the Annual General Meeting at a shorter notice pursuant to the provisions of the Sec. 171(2)(i) of the Companies Act, 1956.

MEMBERS

The Coal India Limited, Member
(Through Chairman, CIL)
10, Netaji Subhas Road,
Kolkata- 700 001

Shri Partha S. Bhattacharyya,
Chairman,
Coal India Limited,
10, Netaji Subhas Road,
Kolkata- 700 001

Shri Ranjan Kumar Saha
Chairman-cum-Managing Director,
Central Coalfields Limited,
Darbhanga House,
Ranchi – 834 029

Shri A. K. Sinha
Director (Finance),
Coal India Limited,
10, Netaji Subhas Road,
Kolkata- 700 001

STATUTORY AUDITORS
M/s. V. K. Jindal & Co.
GG-3, Shree Gopal Complex
Third Floor, Court Road, Ranchi

OPERATIONAL STATISTICS

Year Ending 31st March	2010	2009	2008	2007	2006	2005	2004	2003	2002	2001
1. (a) Production of Raw Coal : (Million Tonnes)										
Underground	1.47	1.56	1.83	1.96	2.31	2.66	2.75	2.76	2.74	2.88
Opencast	45.61	41.68	42.32	39.36	38.20	34.73	34.58	34.22	31.07	28.87
TOTAL	47.08	43.24	44.15	41.32	40.51	37.39	37.33	36.98	33.81	31.75
(b) Overburden Removal : (Million Cu.Mts.)	56.05	55.63	55.22	45.90	49.97	46.68	48.10	46.64	46.41	47.55
2. Off take (Raw Coal) (Million Tonnes)										
Steel	4.31	4.37	4.14	4.85	5.49	5.82	5.44	5.10	4.80	5.04
Power	28.89	29.80	29.25	25.29	27.29	25.35	26.35	27.13	24.59	24.34
Cement	0.08	0.05	0.07	0.05	0.05	0.05	0.07	0.00	0.01	0.03
Fertilizer	0.83	0.88	0.59	0.75	0.60	0.60	0.90	0.93	1.02	0.81
Colliery Consumption	0.01	0.02	0.02	0.04	0.06	0.09	0.19	0.22	0.25	0.27
Others	9.79	8.55	7.53	7.12	5.37	3.98	3.15	3.42	2.60	2.72
TOTAL	43.91	43.67	41.60	38.10	38.86	35.89	36.10	36.80	33.27	33.21
3. Average Manpower	55305	57681	60209	62905	65536	68335	71100	73664	76405	79399
4. Productivity :										
(A) Average per Man per Year (Tonnes)	851.28	749.65	733.28	656.86	618.14	547.16	525.04	502.01	442.51	399.88
(B) Output per manshift (OMS) :										
(i) Underground (Tonnes)	0.35	0.36	0.39	0.40	0.43	0.47	0.47	0.46	0.44	0.42
(ii) Opencast (Tonnes)	5.24	4.65	4.66	4.02	4.12	3.75	3.75	3.68	3.23	3.16
(iii) Overall (Tonnes)	3.66	3.27	3.22	2.81	2.75	2.51	2.48	2.43	2.13	1.99
5. Information — As per Cost Report :										
(i) Earning per Manshift (Rs.)	1445.82	1616.43	1099.19	868.48	781.13	774.22	659.51	605.87	584.02	533.63
(ii) Avg. Cost of Production of Net Saleable Coal (Rs. P.T.)	802.07	914.03	696.70	630.71	600.00	644.03	608.20	571.29	609.83	609.96
(iii) Avg. Sale Value of Production of Net Saleable Coal (Rs. P.T.)	1021.59	977.45	868.97	807.04	798.25	768.30	667.41	632.46	594.88	569.45

FINANCIAL POSITION

(Rs. in lakh)

Year Ending 31st March	2010	2009	2008	2007	2006	2005	2004	2003	2002	2001
(A) What is owned										
Gross Fixed Assets	465900.25	448490.81	437863.79	419881.08	403692.50	381103.31	376939.05	370378.33	365463.55	359024.59
Less Depreciation	314281.44	303800.93	298292.52	278372.96	269641.86	246728.25	236702.28	221109.47	203999.50	188932.10
(1) Net Fixed Assets	151618.81	144689.88	139571.27	141508.12	134050.64	134375.06	140236.77	149268.86	161464.05	170092.49
(2) Capital Work -in -Prog	34304.70	31135.31	32338.15	26707.89	27174.13	43635.33	32321.85	21550.23	19430.11	18045.20
(3) Misc expenditure (others)	0.00	0.00	0.00	0.00	0.00	0.00	0.00	1680.16	2832.06	3812.46
(4) Investment	5653.82	6596.12	7538.42	8480.72	9423.02	9423.02	9423.02	0.02	0.02	0.02
(5) Deferred Tax Assets	50727.97	56499.53	34356.89	21405.78	16619.36	12972.16	0.00	0.00	0.00	0.00
(6) Current Assets:										
(i) (a) Inventory of coal, coke etc.	100637.81	80626.38	85803.88	68268.19	57881.77	44268.74	33505.73	25986.34	27151.21	22725.30
(b) Inventory of stores & Spares etc	15478.88	14199.42	12987.48	12793.06	13518.08	14517.65	14635.70	14870.14	15273.48	17501.63
(c) Other Inventories	1600.84	1980.52	326.58	302.26	184.70	1799.90	1942.71	1755.30	1592.21	1494.91
(ii) Sundry Debtors	51244.83	74526.48	54130.98	47217.31	61106.59	65984.02	64922.68	66868.30	62846.16	62982.85
(iii) Cash & Bank Balances	260700.75	181588.39	111546.67	33408.78	23482.02	18411.43	11155.59	16552.79	11906.16	7495.07
(iv) Loans & Advances (incl. Other C/Assets & Adj)	136980.64	274092.26	223695.97	207696.63	188181.52	79648.42	25372.79	20390.35	19608.77	21352.41
(v) O.B.R. Adjustments	0.00	0.00	0.00	0.00	0.00	0.00	0.00	5609.81	13756.29	16394.05
Total Current Assets (6)	566643.75	627013.45	488491.56	369686.23	344354.68	224630.16	151535.20	152033.03	152134.28	149946.22
(7) Less Current Liab & Prov. (Excl. intt Acct. but not Due)	531679.68	621854.11	471391.32	340848.12	309780.55	229529.00	147861.20	135481.78	185111.31	188904.93
Net Current Assets (6-7)	34964.07	5159.34	17100.24	28838.11	34574.13	-4898.84	3674.00	16551.25	-32977.03	-38958.71
TOTAL (A)	277269.37	244080.18	230904.97	226940.62	221841.28	195506.73	185655.64	189050.52	150749.21	152991.46
(B) What is owed :										
(1) Govt Loan/CIL	0.00	15727.44	30727.44	45727.44	75727.44	90727.44	105727.44	131366.35	119472.01	105727.44
(2) Interest Accrued but not Due	0.00	0.00	0.00	0.00	0.00	0.00	172.99	224.51	305.30	430.17
(3) Intercorporate Loan	0.00	0.00	0.00	0.00	0.00	0.00	0.00	0.00	0.00	0.00
(4) Term Loan (F.intt & Banks)	11205.41	13670.14	11560.33	12585.36	13866.32	15142.66	23980.09	35270.33	46748.90	51953.09
(5) Bonds	0.00	0.00	0.00	0.00	0.00	0.00	0.00	0.00	0.00	0.00
(6) Others	0.00	0.00	0.00	0.00	0.00	0.00	0.00	0.00	0.00	0.00
SUB TOTAL (1 TO 6)	11205.41	29397.58	42287.77	58312.80	89593.76	105870.10	129880.52	166861.19	166526.21	158110.70
(7) Bank Borrowings (incl. Bank O.D. & Others)	0.00	0.00	0.00	0.00	0.00	0.00	0.00	0.00	498.63	2.28
TOTAL (B)	11205.41	29397.58	42287.77	58312.80	89593.76	105870.10	129880.52	166861.19	167024.84	158112.98
Net Worth (A-B)	266063.96	214682.60	188617.20	168627.82	132247.52	89636.63	55775.12	22189.33	-16275.63	-5121.52
Represented by										
(1) Equity Capital (incl. pending allotment)	94000.00	94000.00	94000.00	94000.00	94000.00	94000.00	94000.00	94000.00	94000.00	94000.00
(2) Reserves	58046.80	40554.00	32580.00	22228.00	11650.00	0.00	0.00	0.00	0.00	0.00
(3) Profit/Loss(+)/(-)	114017.16	80128.60	62037.20	52399.82	26597.52	-4363.37	-38224.88	-71810.67	-110275.63	-99121.52
(4) Misc. Expenditire (D/Liab.)	0.00	0.00	0.00	0.00	0.00	0.00	0.00	0.00	0.00	0.00
Net Worth (1 to 4)	266063.96	214682.60	188617.20	168627.82	132247.52	89636.63	55775.12	22189.33	-16275.63	-5121.52
Capital Employed	186582.88	149849.22	156671.51	170346.23	168624.77	129476.22	143737.78	165595.60	128181.72	130703.61

INCOME AND EXPENDITURE STATEMENT

(Rs. in lakh)

Year Ending 31st March	2010	2009	2008	2007	2006	2005	2004	2003	2002	2001
(A) Earned From										
Gross Sales	629192.03	597837.36	506054.49	450640.99	451290.55	404373.49	348852.20	333440.55	274284.54	248870.12
Less Coal from Development Mines	0.00	0.00	0.00	0.00	0.00	0.00	0.00	0.00	0.00	0.00
Less Levies (Royalties, Cess etc.)	80369.61	76748.58	69760.12	60568.38	60289.85	55161.80	53273.50	47888.28	38106.02	36914.32
(1) Net Sales	548822.42	521088.78	436294.37	390072.61	391000.70	349211.69	295578.70	285552.27	236178.52	211955.80
(2) Accretion/Decretion in Stock	16243.95	-6993.82	13657.74	7269.90	13762.05	10910.82	5411.65	-287.16	4337.24	-1754.75
(3) Coal Issued For Other Purposes (including washery)	109313.21	103844.53	107800.14	105972.03	102938.85	103702.98	91154.88	84847.93	77029.43	74566.22
(4) Other Revenue Receipts										
CMPDIL	0.00	0.00	0.00	0.00	0.00	0.00	0.00	0.00	0.00	0.00
Others (Aft. Trans & Other Recov & Contras)	50585.90	46457.60	36553.39	41848.03	26012.33	22139.49	24414.21	23038.90	20567.83	17981.14
Coal Price Regulation Accounts	0.00	0.00	0.00	0.00	0.00	0.00	0.00	0.00	0.00	0.00
TOTAL (A) (1 to 4)	724965.48	664397.09	594305.64	545162.57	533713.93	485964.98	416559.44	393151.94	338113.02	302748.41
(B) Paid to/Provided for										
Employees' Remu & Benefits (Gross -Rev)	236002.64	262128.61	179989.52	145116.06	131185.86	170694.50	135013.00	115340.93	119016.49	146578.39
Less Trans to Oth Rev Heads	4466.92	4641.27	3340.80	3073.18	2487.61	2426.12	1964.16	1910.92	1858.60	2035.20
(1) Net Salary & Wages (Excl. V.R.S Payment)	231535.72	257487.34	176648.72	142042.88	128698.25	168268.38	133048.84	113430.01	117157.89	144543.19
(2) V.R.S Payment (Net of Grant Received)	1340.27	1440.66	2443.42	3082.26	3593.84	3577.20	5325.55	4266.18	5228.58	4637.81
(3) Social Overheads (incl. LLTC & Dom Coal)	20292.92	19300.53	16527.31	14360.09	11977.50	11645.39	11546.92	10654.60	11317.66	11339.12
Less : Social Overheads Dep & intt	640.94	748.95	642.29	769.94	743.29	817.77	891.25	977.49	1141.63	1043.95
Social Overheads (Excl. Dep & Int)	19651.98	18551.58	15885.02	13590.15	11234.21	10827.62	10655.67	9677.11	10176.03	10295.17
(4) Stores & Spares (Gross-Rev)	50717.83	48491.42	48834.51	42417.96	44107.38	42354.04	39346.21	35968.93	33662.30	31075.77
Less: Trans to oth. Rev. Heads	420.70	511.42	679.20	749.34	649.89	887.03	807.55	888.75	902.18	918.05
Stores & Spares (Net)	50297.13	47980.00	48155.31	41668.62	43457.49	41467.01	38538.66	35080.18	32760.12	30157.72
(5) (i) Power & Fuel	26689.97	25628.66	22595.23	22651.97	21952.80	21151.64	20110.88	19798.73	19624.33	17845.40
(ii) Coal issued for other purposes (including washery)	105315.47	102017.24	103772.84	102489.02	104293.66	103242.22	87499.38	84008.54	75093.29	74019.06
(6) Contractors (Trans. & Repairs)	48850.94	49277.63	43891.84	38097.30	37076.98	31927.87	28881.77	29917.18	26525.71	26072.63
(7) (a) Misc. Expenses	33608.73	37535.06	28045.58	18355.66	24951.43	16255.91	12369.63	10092.16	12802.90	24624.41
(b) Provisions/Write-off	13206.49	18593.48	9190.90	5209.21	9748.06	9515.44	2420.92	7332.38	11231.07	13206.97
(8) Interest (incl. S/O P.P & Waiver)	1738.80	4351.05	6425.70	8918.16	9798.43	10961.70	11990.18	13289.77	15990.08	15407.24
(9) Depreciation (incl. S/O & P.P.)	20805.21	19207.92	23863.87	19488.79	32573.48	19223.46	19200.59	20855.28	21173.94	22746.73
(10) O.B.R. Adjustment	18520.34	7198.27	10356.62	26383.39	2179.12	5921.83	12740.03	8146.48	2637.76	-1842.01
(11) Financial Charges	185.84	330.60	174.32	202.10	235.99	265.83	440.29	680.59	873.11	932.25
(12) Prior Period Adj. (excl. int. & dep.)	-68.42	-1582.79	-668.24	952.67	-12577.82	-422.58	-3701.39	-1887.61	-2330.22	-607.38
TOTAL (B)	571660.47	588016.70	490781.13	443132.18	417215.92	442183.53	379521.00	354686.98	348944.59	382039.19
Profit/Loss for the Year (A-B)	153305.01	76380.39	103524.51	102030.39	116498.01	43781.45	37038.44	38464.96	-10831.57	-79290.78
Investment Allowance Reserve	0.00	0.00	0.00	0.00	0.00	0.00	0.00	0.00	0.00	0.00
Contingency Reserve Written Back	0.00	0.00	0.00	0.00	0.00	0.00	0.00	0.00	0.00	47.94
Fringe Benefit Tax	0.00	1189.12	1050.51	911.48	752.02	0.00	0.00	0.00	0.00	0.00
Provision for Income Tax	50659.06	48341.00	46122.51	40931.45	44566.10	22892.10	3452.65	0.00	-322.54	0.00
Provision for Deferred Tax	5771.56	22142.64	6206.47	4786.42	3647.20	7097.05	0.00	0.00	0.00	0.00
Provision for I.Tax (for earlier year)	295.52	0.00	0.00	0.00	1010.70	0.00	0.00	0.00	0.00	0.00
Trans to General Reserve	15331.00	7974.00	10352.00	10578.00	11650.00	0.00	0.00	0.00	0.00	0.00
Trans to Reserve for CSR	2161.80	0.00	0.00	0.00	0.00	0.00	0.00	0.00	0.00	0.00
Dividend (Including Dividend Tax)	45197.51	22927.51	29275.66	28593.58	33226.90	0.00	0.00	0.00	0.00	0.00
Cumulative Profit/Loss b/f from Prev. Year	80128.60	62037.20	39106.90	26597.52	-4363.37	-32349.77	-71810.67	-110275.63	-99121.52	-19878.68
Cumulative Profit/Loss trans to Balance Sheet	114017.16	80128.60	62037.20	52399.82	26597.52	-4363.37	-38224.88	-71810.67	-110275.63	-99121.52

IMPORTANT FINANCIAL INFORMATION & RELATIVE RATIOS

(A) FINANCIAL INFORMATION

(Rs. in lakh)

Year Ending 31st March	2010	2009	2008	2007	2006	2005	2004	2003	2002	2001
(A) Related to Assets & Liabilities :										
(1) Shareholders' Fund :										
(a) Equity	94000.00	94000.00	94000.00	94000.00	94000.00	94000.00	94000.00	94000.00	94000.00	94000.00
(b) Reserve & Surplus	58046.80	40554.00	32580.00	22228.00	11650.00	0.00	0.00	0.00	0.00	0.00
(c) Profit/Loss (+)/(-)	114017.16	80128.60	62037.20	52399.82	26597.52	-4363.37	-38224.88	-71810.67	-110275.63	-99121.52
(d) Deferred Liabilities	0.00	0.00	0.00	0.00	0.00	0.00	0.00	0.00	0.00	0.00
Net Worth	266063.96	214682.60	188617.20	168627.82	132247.52	89636.63	55775.12	22189.33	-16275.63	-5121.52
(2) Loan	11205.41	29397.58	42287.77	58312.80	89593.76	105870.10	129880.52	166861.19	166526.21	158110.70
(3) Capital Employed	186582.88	149849.22	156671.51	170346.23	168624.77	129476.22	143737.78	165595.60	128181.72	130703.61
(4) (i) Net Fixed Assets	151618.81	144689.88	139571.27	141508.12	134050.64	134375.06	140236.77	149268.86	161464.05	170092.49
(ii) Current Assets	566643.75	627013.45	488491.56	369686.23	344354.68	224630.16	151535.20	152033.03	152134.28	149946.22
(iii) Net Current Assets (W/C)	34964.07	5159.34	17100.24	28838.11	34574.13	-4898.84	3674.00	16551.25	-32977.03	-38958.71
(5) Current Liabilities										
(Excl. intt. accrued & due)	531679.68	621854.11	471391.32	340848.12	309780.55	229529.00	147861.20	135481.78	185111.31	188904.93
(6) (a) Sundry Debtors (Net)	51244.83	74526.48	54130.98	47217.31	61106.59	65984.02	64922.68	66868.30	62846.16	62982.85
(b) Cash & Bank	260700.75	181588.39	111546.67	33408.78	23482.02	18411.43	11155.59	16552.79	11906.16	7495.07
(7) Closing Stock of :										
(a) Stores & Spares (Net)	15478.88	14199.42	12987.48	12793.06	13518.08	14517.65	14635.70	14870.14	15273.48	17501.63
(b) Coal & Cokes etc. (Net)	100637.81	80626.38	85803.88	68268.19	57881.77	44268.74	33505.73	25986.34	27151.21	22725.30
(c) Other Inventories (Net)	1600.84	1980.52	326.58	302.26	184.70	1799.90	1942.71	1755.30	1592.21	1494.91
(8) Average Stock of Stores & Spares (Net)	14839.15	13593.45	12890.27	13155.57	14017.87	14576.68	14752.92	15071.81	16387.56	17120.58
(B) Related to Profit/Loss :										
(1) (a) Gross Margin	175849.02	99939.36	133814.08	130437.34	158869.92	73966.61	68229.21	72610.01	26332.45	-41136.81
(b) Gross Profit	155043.81	80731.44	109950.21	110948.55	126296.44	54743.15	49028.62	51754.73	5158.51	-63883.54
(c) Net Profit (Before Tax & Invest Allowance etc.)	153305.01	76380.39	103524.51	102030.39	116498.01	43781.45	37038.44	38464.96	-10831.57	-79290.78
(2) (a) Gross Sales	629192.03	597837.36	506054.49	450640.99	451290.55	404373.49	348852.20	333440.55	274284.54	248870.12
(b) Net Sales (after levies & Dev. etc.)	548822.42	521088.78	436294.37	390072.61	391000.70	349211.69	295578.70	285552.27	236178.52	211955.80
(c) Paid/Payable Amount of Royalty, Cess etc.	80369.61	76748.58	69760.12	60568.38	60289.85	55161.80	53273.50	47888.28	38106.02	36914.32
(d) Avg. Net Sales per Month	45735.20	43424.07	36357.86	32506.05	32583.39	29100.97	24631.56	23796.02	19681.54	17662.98
(3) Cost of Goods Sold (Sales-Profit)	395517.41	444708.39	332769.86	288042.22	274502.69	305430.24	258540.26	247087.31	247010.09	291246.58
(4) (a) Total Expenditure (Excl. Recov. & others)	571660.47	588016.70	490781.13	443132.18	417215.92	442183.53	379521.00	354686.98	348944.59	382039.19
(b) Salary & Wages (Gross Rev. only)	236002.64	262128.61	179989.52	145116.06	131185.86	170694.50	135013.00	115340.93	119016.49	146578.39
(c) Stores & Spares (Gross Rev. only)	50717.83	48491.42	48834.51	42417.96	44107.38	42354.04	39346.21	35968.93	33662.30	31075.77
(d) Power & Fuel	26689.97	25628.66	22595.23	22651.97	21952.80	21151.64	20110.88	19798.73	19624.33	17845.40
(e) Int. & Depreciations (Gross rev. only)	22544.01	23558.97	30289.57	28406.95	42371.91	30185.16	31190.77	34145.05	37164.02	38153.97
(5) Avg. Consump. of Stores & Spares (Gross) per month	4226.49	4040.95	4069.54	3534.83	3675.62	3529.50	3278.85	2997.41	2805.19	2589.65
(6) (a) Avg. Manpower Employed during the year	55305	57681	60209	62905	65536	68335	71100	73664	76405	79399
(b) Social Overhead (incl. LTC/LLTC)	20292.92	19300.53	16527.31	14360.09	11977.50	11645.39	11546.92	10654.60	11317.66	11339.12
(c) Social O.H. expnd./employees (Rs.'000)	36.69	33.46	27.45	22.83	18.28	17.04	16.24	14.46	14.81	14.28
(7) (a) Value Added	488140.19	440578.19	379326.60	333270.84	339809.50	298247.67	243701.16	231915.77	189864.35	163868.74
(b) Value Added per employee (Rs. '000)	882.63	763.83	630.02	529.80	518.51	436.45	342.76	314.83	248.50	206.39

IMPORTANT FINANCIAL INFORMATION & RELATIVE RATIOS

(B) FINANCIAL RATIOS/PERCENTAGES

Year Ending 31st March	2010	2009	2008	2007	2006	2005	2004	2003	2002	2001
(A) PROFITABILITY RATIO :										
(1) As % Net Sales :										
(a) Gross Margin	32.04	19.18	30.67	33.44	40.63	21.18	23.08	25.43	11.15	-19.41
(b) Gross Profit	28.25	15.49	25.20	28.44	32.30	15.68	16.59	18.12	2.18	-30.14
(c) Net Profit	27.93	14.66	23.73	26.16	29.79	12.54	12.53	13.47	-4.59	-37.41
(2) As % Total Expenditure										
(a) Salaries & Wages (Gross Rev.)	41.28	44.58	36.67	32.75	31.44	38.60	35.57	32.52	34.11	38.37
(b) Stores & Spares (Gross-Rev.)	8.87	8.25	9.95	9.57	10.57	9.58	10.37	10.14	9.65	8.13
(c) Power & Fuel	4.67	4.36	4.60	5.11	5.26	4.78	5.30	5.58	5.62	4.67
(d) Interest & Depreciation (Gross-Rev.)	3.94	4.01	6.17	6.41	10.16	6.83	8.22	9.63	10.65	9.99
(3) As % Capital Employed										
(a) Gross Margin	94.25	66.69	85.41	76.57	94.22	57.13	47.47	43.85	20.54	-31.47
(b) Gross Profit	83.10	53.88	70.18	65.13	74.90	42.28	34.11	31.25	4.02	-48.88
(c) Net Profit	82.16	50.97	66.08	59.90	69.09	33.81	25.77	23.23	-8.45	-60.66
(4) Operating Ratio (Sales-Profit/Sales)	0.72	0.85	0.76	0.74	0.70	0.87	0.87	0.87	1.05	1.37
(B) LIQUIDITY RATIO :										
(1) Current Ratio (Current Asset/Current Liability)	1.07	1.01	1.04	1.08	1.11	0.98	1.02	1.12	0.82	0.79
(2) Quick Ratio (Quick Asset/Current Liability)	0.59	0.41	0.35	0.24	0.27	0.37	0.51	0.62	0.40	0.37
(3) Working Capital as % of										
(a) Capital Employed	18.74	3.44	10.91	16.93	20.50	-3.78	2.56	9.99	-25.73	-29.81
(b) Net Fixed Assets	23.06	3.57	12.25	20.38	25.79	-3.65	2.62	11.09	-20.42	-22.90
(C) TURNOVER RATIO										
(1) Capital Turnover Ratio (Net Sales/Capital Employed)	2.94	3.48	2.78	2.29	2.32	2.70	2.06	1.72	1.84	1.62
(2) Working Capital Turnover Ratio (Net Sales/Working Capital)	15.70	101.00	25.51	13.53	11.31	-71.28	80.45	17.25	-7.16	-5.44
(3) Sundry Debtors as no. of months										
(a) Gross Sales	0.98	1.50	1.28	1.26	1.62	1.96	2.23	2.41	2.75	3.04
(b) Net Sales	1.12	1.72	1.49	1.45	1.88	2.27	2.64	2.81	3.19	3.57
(4) As Ratio of Net Sales										
(a) Sundry Debtors	0.09	0.14	0.12	0.12	0.16	0.19	0.22	0.23	0.27	0.30
(b) Coal Stocks	0.18	0.15	0.20	0.18	0.15	0.13	0.11	0.09	0.11	0.11
(5) Stock of Stores & Spares										
(a) Avg. Stock/Annual Consumption	0.29	0.28	0.26	0.31	0.32	0.34	0.37	0.42	0.49	0.55
(b) Closing Stock as no. of months consp.	3.66	3.51	3.19	3.62	3.68	4.11	4.46	4.96	5.44	6.76
(D) STRUCTURAL RATIO										
(1) Debt : Equity	0.12	0.31	0.45	0.62	0.95	1.13	1.38	1.78	1.77	1.68
(2) Debt : Net Worth	0.04	0.14	0.22	0.35	0.68	1.18	2.33	7.52	-10.23	-30.87
(3) Net Worth : Equity	2.83	2.28	2.01	1.79	1.41	0.95	0.59	0.24	-0.17	-0.05
(4) Net Fixed Assets : Net Worth	0.57	0.67	0.74	0.84	1.01	1.50	2.51	6.73	-9.92	-33.21

DIRECTORS' REPORT

To

The Shareholders,
Central Coalfields Limited

Members,

I on behalf of the Board of Directors have great pleasure in presenting to you the 54th Annual Report of your Company along with the Audited Accounts for the year ended 31st March, 2010. The Audited Statements of Accounts, report of the Statutory Auditors and Management's reply thereon as well as comments of the Comptroller & Auditor General of India on the audited Accounts are annexed to this report.

1. PRODUCTION

The table below shows the Production and Productivity Figures achieved by your Company during the year 2009-10 as compared to the actual of 2008-09.

Particulars	2009-10		2008-09	%age Growth over last year
	Target	Actual	Actual	
Production				
From OC (MT)	46.050	45.612	41.678	9.44
From UG (MT)	1.950	1.471	1.558	-5.58
TOTAL (MT)	48.000	47.083	43.236	8.90
OBR (MM3)	61.000	56.048	55.628	0.76
Washed Coal (Coking)				
Production(MT)	2.200	1.392	1.709	-18.55
Dispatch (MT)		1.376	1.742	-21.01
Washed Coal (Non-Coking)				
Production(MT)	6.800	7.424	6.838	8.57
Dispatch (MT)		7.348	6.733	9.13
Productivity (OMS-Te)				
OC	5.360	5.240	4.650	12.69
UG	0.470	0.350	0.360	-2.78
OVERALL	3.760	3.660	3.270	11.93

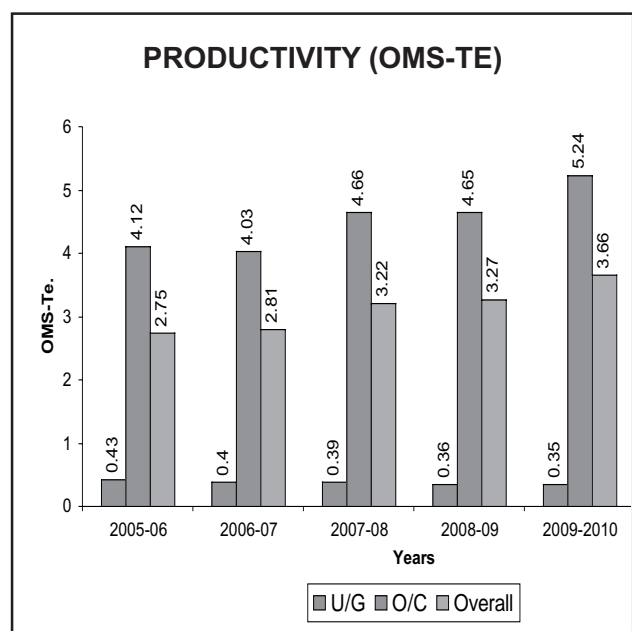
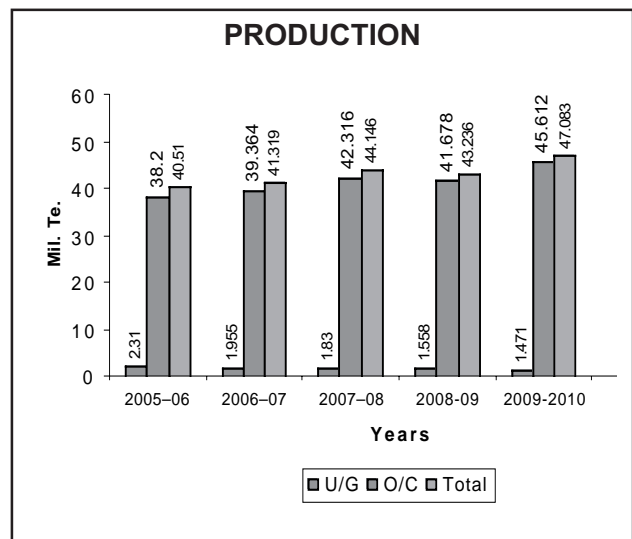
2. WASHERY PERFORMANCE

Your Company is in the business of washing Coking Coal as well as Non-Coking Coal. There are four Coking Coal Washeries and three Washeries for washing / beneficiation of Non-Coking Coal.

The Washeries have contributed Rs.400.32 Crore towards overall profit in the year 2009-10 compared to Rs.443.51 Crore in 2008-09 (as per audited report).

COKING COAL WASHERIES

Washed Coking Coal production during 2009-10 has been 13.92215 lakh tonne against 17.09 lakh tonne during 2008-09. The shortfall is mainly due to poor performance of Kathara Washery for major break down in Gyrotory Crusher, frequent Bundh by MCC etc. and low



yield of Coking Clean due to changed raw coal input characteristic.

Since Kathara Washery was having major break down in Gyratory Crusher, 1.877 lakh tonne of raw coking coal was supplied to SAIL –ISP Chasnalla during 2009-10. The equivalent clean coal at 45% yield comes to 0.845 lakh tonne. Thus total clean coal production from Coking Coal Washeries of your company may be taken as 14.767 (13.922 + 0.845) lakh tonne.

Coking washeries have registered a profit of Rs. 200.456 Crore during 2009-10 against Rs. 323.366 Crore during 2008-09.

Washery-wise production and yield during 2009-10 vis-à-vis the previous year are given below:

Washery	Prodn. (in lakh tonnes)		Yield%	
	2009-10	2008-09	2009-10	2008-09
Kathara	1.38	3.20	32.96	37.90
Sawang	2.34	2.57	45.25	47.30
Rajrappa	5.62	6.11	50.90	58.50
Kedla	4.58	5.21	45.26	48.20
Total	13.92	17.09	45.61	48.60
Equivalent Clean Coal production for Raw Coking Coal diverted to SAIL-ISP	0.845	01.42	45.00	48.60
Grand Total	14.77	18.51	45.57	48.6

NON-COKING COAL WASHERIES :

Washed Non-Coking Coal production during 2009-10 has been 74.24 lakh tonne against 68.38 lakh tonne during 2008-09, registering a positive growth of 8.57%.

Non-coking Coal Washeries have contributed a profit of Rs.199.86 Crore during 2009-10 against Rs.120.14 Crore during 2008-09.

The Washery-wise production and yield during 2009-10 vis-à-vis the previous year is given below:

Washery	Prodn. (in lakh tonnes)		Yield%	
	2009-10	2008-09	2009-10	2008-09
Piparwar	63.91	59.34	87.65	87.00
Kargali	07.11	05.39	83.12	93.70
Gidi	03.22	03.65	59.90	63.60
Total	74.24	68.38	85.49	85.80

2(A). STATUS OF NEW WASHERIES PROPOSED FOR CONSTRUCTION :

1. Ashok Washery (10.0 MTY)

- (i) Soil investigation completed in June'08
- (ii) Approval of TEFR & Bid Document by the Board of your Company obtained on 11.11.08
- (iii) EMP is under preparation by RI-III/ CMPDIL.
- (iv) Pre-qualification bid opened on 15.5.09. After evaluation by CMPDI the same has been finalized.

2. Karo Washery (2.5 MTY)

- (i) Site for construction of washery has been selected and approved on 12.01.09.
- (ii) Recommendation of the Committee after review of conceptual report submitted by CMPDIL has been forwarded to GM(CMP), CMPDIL on 06.06.09 for preparation of conceptual report.
- (iii) After identification of site the clearance of land is in progress.
- (iv) Availability of process water for operation of washery has been confirmed by CMPDIL.

3. Konar (3.5 MTY)

- (i) Selection of site and clearance of the land has been done.

4. New Piparwar Washery (3.5 MTY)

- (i) Site has been identified.
- (ii) Preparation of TEFR /NIT is under preparation by CMPDIL.

5. Dhori Washery (2.5 MTY)

- (i) Techno Economic Feasibility Report was approved by the Board of your Company on 12.10.07 for a total cost of Rs.97.31 crore.
- (ii) Present Status : In principle 1st stage clearance has been accorded by MoEF, Bhubaneshwar on 06.02.2009. A sum of Rs.88,78,596/- has been paid on 31.3.09 for stage-II clearance.
- (iii) Awaiting for 2nd Stage clearance.
- (iv) In the mean time CMPDIL has been requested to update the TEFR price and prepare the Pre-qualification bid, which is in progress at CMPDIL.

3. OFFTAKE :

The total off-take during 2009-10 was 44.285 million tonnes. The mode-wise details of off-take compared to that of previous year are given below:-

(Fig. In Million Tonnes)

Mode	2009-10	2008-09
Rail	21.818	24.019
Road	10.657	8.137
Internal Transfer	11.799	11.672
Colliery Consumption	0.011	0.015
Total Off-Take	44.285	43.843

The sector wise dispatches of coal and its different by-products during the year 2009-10 are given below:

(Figs. in Million Tonnes)

Sector	Raw Coal	Clean Coal	Non-Coking washed coal	Washed coal power	Slurry	Rejects
STEEL	0.182	1.376	-	1.139	-	-
POWER	20.853	-	7.348	0.003	-	0.462
CEMENT	0.078	-	-	-	-	-
FERTILIZER	0.819	-	-	-	-	-
SPONGE IRON	1.170	-	-	-	-	-
OTHERS	9.373	-	-	-	0.372	0.376
TOTAL	32.475	1.376	7.348	1.142	0.372	0.838

4. COAL STOCK

The stock of Raw Coal(*) as on 31 March 2010 stood at 16.41 Million Tonnes as against 13.23 Million Tonnes as on 31.03.2009.

(* Raw Coal stock at all producing units, washeries and coke plant).

5. TURNOVER AND SALES REALIZATION

During the year under reference the gross sales turnover of the Company was Rs. 6291.92 Crore and the sales realization was Rs.6658.57 Crore. The Sector wise position of Debtors (Gross) as on 31 March 2010 is given below :

(Figs. in Rs. Crore)

SECTOR	As on 31.03.2010	As on 31.03.2009
POWER	671.42	777.71
STEEL	245.47	358.54
OTHERS	(-) 183.36	12.53
TOTAL	733.53	1148.78

6. POPULATION AND PERFORMANCE OF HEMM

The population of HEMM in Mechanized Opencast Mines of CCL as on 31.03.2010 and 31.03.2009 are given below:

HEMM	POPULATION AS ON	
	31.03.10	31 .03.09
Shovel	122	116
Dumper	624	615
Dozer	176	178
Drill	114	121

The performance of HEMM in terms of Availability and Utilization percentage against CMPDIL norms during the year 2009-10 vis-à-vis 2008-09 is given as under:

HEMM	% Availability				% Utilization	
	Norms	Actual		Norms	Actual	
		2009-10	2008-09		2009-10	2008-09
Shovel	80	74	74	58	46	45
Dumper	67	65	65	50	36	34
Dozer	70	62	61	45	26	26
Drill	78	80	77	40	27	24

7. SYSTEM CAPACITY UTILISATION

System Capacity for 2009-10 assessed as on 01.04.09 (MM ³)	Achievement of Production by OC Mines (2009-10)			% Capacity Utilisation	
	Coal (MT)	OBR (MM ³)	Composite (MM ³)	09-10	08-09
91.69	45.612	56.048	85.100	92.8	87.4

8. WAGON LOADING

The coalfield wise wagon loading position for the year 2009-10 is given below:

RAILWAY FIELDS	(Fig. in FWW/Day)	
	2009-10	2008-09
South Karanpura	596	670
North Karanpura	1969	2059
Sub Total Karanpura	2565	2729
Jharia	686	648
Total E.C.Railways	3251	3377
Giridih	63	65
Total Eastern Railways	63	65
Adra	91	229
Total S.E. Railways	91	229
TOTAL CCL	3406	3671

9. SIZING AND CRUSHING OF COAL

For crushing ROM coal one Inpit Crusher and six Coal handling Plants are in full-fledged operation. From Inpit Crusher coal is directly fed to washery through a series of belt conveyors. The CHPs have the facilities of Primary Crushing and loading into wagons through conveyors. Two more old CHPs are also there at Dakra in N.K. Area and at Bachra in Piparwar Area. Crushing and sizing of coal is being done to (-) 200mm size through these crushers.

Besides the above, as on 31 March 2010 there are 27 nos. of Feeder Breakers at different Projects for crushing of coal to (-)200 mm size. During 2009-10, two nos. of Feeder Breakers of 0.5 MTY capacity each have been commissioned at Saunda siding of Barka-Sayal Area & Giridih siding of B&K Area.

The following Feeder Breakers are to be commissioned shortly to further improve crushing capacity of the company:

Sl.No.	Location/Area	Number
1.	Urimari (Pit Head)	2 nos. of 0.5 MTY Capacity each
2.	Dakra Siding	1 no. of 0.5 MTY Capacity
3.	Piparwar	1 no. of 0.5 MTY Capacity

It is also proposed to install & commission Mobile Crusher of 600 TPH in the following Area/locations during 2010-11 to achieve 100% crushing of coal.

Sl.No.	Location/Area	Number	Capacity (MTY)
1.	Piparwar/Asoka stock Siding	1	0.96
2.	Barka-Sayal/Saunda Siding	1	0.96
3.	Kuju/NR Siding	1	0.96
4.	Dhori/Amlo Siding – I&II	1	0.96

During 2009-10, about 23.97 million tonne of coal was crushed through CHPs, FBs, Inpit Crusher & Surface Miner and almost 100% coal despatched to the Power Sector, was sized.

10. PERFORMANCE OF WEIGH BRIDGES

It has been the endeavour of your Company to ensure 100% weighment of coal before despatch. With this in view, as for the year 2009-10, 33 rail weighbridges were fully functional to weigh the coal dispatch by rail. These thirty three Rail weighbridges also include seven stand by rail weighbridges located at Ray, Mcluskiganj, Jarangdih, RCM, Tarmi, Chainpur and N.R. sidings. The overall availability of rail weighbridges during 2009-10 was 97.1% as against 97% during 2008-09. The total percentage of coal weighed by rail weighbridges during this period was 99%. Four new 100T Rail weighbridges, at Gidi "W", Dakra, KDH & Tori Siding are installed. FIO testing of these weighbridges are in process. One more

new 100Te Rail weighbridge at Saunda Siding is under installation. For weighment of coal dispatched by road there are 65 Road weighbridges which include 56 Electronic road weigh Bridges. The remaining 9 mechanical weighbridges are proposed for survey off and will be replaced by new 50 Te Electronic road weighbridges. 25 nos. of new 50 Te Electronic Road weighbridges are being procured and installed to ensure 100% weighment of coal before dispatch. Out of these 1 no. weighbridge is installed at CCWD Kathara & 5 nos. are in installation process at Dhori, Kuju & B&K Area. The remaining Road Weighbridges will also be installed and commissioned during the Financial Year 2010-11.

11. CONSUMER SATISFACTION

The satisfaction of consumers in respect of quantity, quality and size of coal supplies is one of the prime objectives of your Company. CCL has an effective Quality Management Team with well-trained officials and adequate infrastructure, like sampling arrangements, well-equipped coal analysis laboratory, etc. at HQs. and Areas. Automatic Bomb Calorimeters have been installed in all the relevant Coal Labs and training imparted to the personnel, so as to cater to the future requirement of change over from present UHV system of coal grading to GCV system of grading. Further, effective measures were taken for achieving better "Consumer Satisfaction" through delivery of sized coal of proper quality and quantity. Your Company has adopted the system of 3rd Party Sampling/ Joint Sample Analysis to ensure consumers' satisfaction. Almost 100% sized coal was despatched to the consumers. Necessary measures have been taken to redress consumers' grievances.

12. POWER SUPPLY MANAGEMENT

CCL draws power from four sources, viz. DVC, JSEB, EIPL (DLF) and CPP Kathara. However, the main source of power supply is DVC which is having contract demand agreement for 103.5 MVA in the year 2009-10. A new Sub-station at Urimari, Barka-Sayal Area has been commissioned in January 2009 with an initial

contract demand of 4.5 MVA and now at present 6 MVA to feed power to North Urimari/Sayal D/ Birsa mines and upcoming Birsa Project.

Now Kuju Area which is on JSEB will be shortly shifted over to DVC with a contract demand of 8 MVA. After shifting over Kuju to DVC Feeder, the total CCL mines will be on DVC supply except Rajhara which is on JSEB with a contract demand of 1.3 MVA. On switching over to DVC supply, the power availability will improve. The two DLF captive plants are supplying power to Argada & Rajrappa Areas respectively. The CPP at Kathara supplies power to Kathara Area and also partially caters to the need of B&K Area. Besides above, colonies, hospitals, water supply, workshop, etc., located at Ranchi, are receiving power from JSEB with a contract demand of 4.8 MVA.

Energy Conservation & Audit:

Energy conservation is emerging as a sector of global concern. It has as much to do with sustainable development as with the availability of newer technologies. Promoting energy conservation has been one of the cornerstones of our National Energy Security Strategies. The need for energy conservation in our country assumes greater significance because of increasing gap between demand and supply of energy. The wasteful use of energy must be avoided at any cost. In a developing country like us, conservation of energy for future is of paramount importance. Considering that energy options are limited at present, all efforts should be undertaken in using the energy more efficiently and judiciously.

In the company also, all steps were taken for energy conservation. Energy conservation meets were organized at Area level to create awareness amongst the Engineers, Supervisors and Operating personnel during the year 2009-10, because Conservation is only possible by creating awareness at all levels and adopting conservation measures. In-depth deliberation was held on energy conservation measures and techniques at area level.

The effort towards energy conservation has enabled the company to improve specific energy consumption of Power, HSD & Lubricant. The following table delineates the Specific Energy Consumption values for the year 2009-10, with respect to the year 2008-09:

Specific consumption*		2009-2010	2008-2009
HSD	Ltrs./CuM	0.910	0.661
Lubricant	Ltrs./CuM	0.035	0.035
POWER	kWh/CuM	6.129	6.283

* The specific power consumption includes the service units of the Areas and composite production of UG and OCPs. The consumption of POL is for opencast projects of the company and only departmental production has been taken into account.

Tentative benchmarking for HSD of 14 Open cast Mines of CCL have been carried out by CMPDIL. Detailed reports on HSD consumption audit and bench marking of Urimari & Parej East, Kalyani & Karo-I opencast mines have also been carried out by CMPDIL. Specific consumption of HSD for all the 14 Opencast mines is being monitored every month and performance is being placed in CMDs meet for review.

13. COMMUNICATION ARRANGEMENT AND INFORMATION SYSTEM

A. Telephonic Communication :

Electronic Exchanges (EPABX) having a capacity of 7,520 lines are working at CCL(HQ). different Areas & Projects of the Company. During 2009-10, 9 nos. of EPABX & Intercoms with a total line capacity of 480 were added/replaced at CRS, Barkakana, Kuju, Urimari, SDQ1, SDQ3 & Tapin North.

BSNL, PRI circuit with DID facility has been installed in the EPABX of CCL HQ. Now all internal extensions of Darbhanga House are functioning as BSNL extensions. During 2010-11 Fixed Wireless Terminals will be deployed between the EPABX of CCL HQ, Jawaharnagar and Gandhinagar Hospital for smooth internal communication.

B. VHF Communication:

VHF communication in the Opencast Projects has been strengthened by adding

18 VHF sets & 107 No. of Walkie-Talkies, 8 numbers of repeaters were also deployed to increase the effective range of Walkie-Talkies and mobile VHF sets. Mobile VHF communication and Walkie-talkie (106 Walkie-Talkies, 17 Mobile VHF sets) were also provided to Security Personnel to strengthen safety & Security operation.

During 2010-11 more number of Walkie-talkies and mobile VHF sets will be provided to CISF Security Personnel in N.K. and Piparwar Coalfields.

C. Underground Communication:

8 numbers of Auto-cum-Manual communication system are under installation process in the U.G. Mines – Sarubera, Topa, Pindra, Dhori Khas, NSD, KSP-Phase II, Jarangdih. This will strengthen U.G.Mine operations, productivity and safety standards.

D. CUG Network:

CCL is going to have a closed user group network of mobile phones amongst all Senior Officers and Officers who are directly linked with production and safety.

E. Vehicle Tracking System:

GPS-GSM based Vehicle Tracking system for effective HEMM utilization and mining operation will be deployed in Piparwar Opencast Mine during the financial year 2010-11.

14. SAFETY

Being a key thrust area, safety is being given due attention consistently. The safety in mines as well as in allied operations like Workshops has improved through a well-planned safety awareness drive. The efforts in this regard have resulted in restricting the fatalities and serious injuries to the minimum level during the financial year under report. The Fatality rate has come down to 0.105 per MT of coal produced for the year 2009.

Every accident is thoroughly enquired into and to avoid recurrence of such accidents,

recommended measures are circulated for discussion in Safety Committee meetings at unit, Area, HQs. level and in the Co-ordination Meetings of CGMs / GMs. Culture has been introduced to do enquiry of "Near miss Incidents" also and discuss its recommendations in PSC meetings. To upgrade Safety awareness / skills, basic, refresher and special training programmes on safety have been conducted throughout the year.

Underground Mines:

One of the major causes of fatal accidents in underground coal mines had been the fall of roof and sides. Accordingly, thrust was given to the support of "Green Roof" with steel supports e.g. Steel cogs, Pit props, Roof bolts, W-straps etc. The culture of "No work other than support work after blasting" has been introduced. The inspection of face equipments and their required maintenance were carried out. Check survey was done in all the mines having potential danger of inundation. Emergency organisation plan in underground mines with marking of escape route were formulated and displayed at mine entrances to make all the workers aware of the same. Mock rehearsal/ drill were also done regularly to keep the workers prepared.

Opencast mines:

Training has been imparted regularly to HEMM operators/ maintenance crews for the operation of fire fighting equipments. Traffic Rule in "Hindi" has been prepared and circulated to all areas of our Company. Safe code of practice for machines including HEMM in opencast mine was prepared in Hindi and has been circulated in all mines for implementation. Special drive on "Maintenance practices in Workshops" and testing the preparedness of "Emergency organization to deal with fire in opencast mines/HEMMs" was made during the year.

Annual Safety Week:

Annual Safety Week 2009 was observed from 11th to 17th January'2010. During the week, special emphasis was laid on wide publicity of safety rules, regulation and practices. Final day function was held at Nehru Stadium of Piparwar Area on 23.02.2010. The function was presided over by CMD CCL Sri R.K. Saha. Shri S.J. Sibal, Director General of Mines Safety was the Chief

Guest on the occasion. Best performers for Special Safety Drives, Trade Test and Annual Safety Week were given prizes during the function.

Special Safety Drive:

During the Financial Year 2009-10, Special Safety Drives have been conducted and observed by ISO –

- Roof Support & Anchorage Testing of Roof Bolts.
- Flame Proof Enclosures(FLP), Intrinsically Safe Apparatus and Flame Safety Lamps.
- Monsoon preparation Drive.
- Haul Road, Traffic Rules & Safety of Contractor's Workers in OC mines.
- Workshop, Safe Practices of Maintenance Crew, Safety Features of HEMM especially those related to fire.
- Overall Upkeep and Infrastructure of Vocational Training Centres.

SAFETY AWARDS

1. National Level Safety Awards:
 - a. CCL has in its credit Prestigious National Level Safety Awards in the year 2009.



Shri M. Hamid Ansari, Vice President of India, awarding National Safety Award-2007 to Govindpur U/G Mine of CCL



Winners of National Safety Award – 2007, are being felicitated by CMD, CCL

- b. Govindpur U/G mine of CCL received the Award for Longest Accident Free Period (LAFFP) on 23rd Oct'09.

2. H.B. Ghosh National Award on safety:

- a. Sawang U/G mine of Kathara Area was conferred on H.B. Ghosh National Award for the year 2009.

3. All India Rescue Competition Prizes 2009 :

- i. In Theory Competition, CCL Team "A" has been judged the best team and got the first prize.
- ii. The CCL team was declared 4th in the overall performance.



Winners of All India Rescue Competition – 2009 are being felicitated by CMD, CCL

4. All India Rescue Competition'10(Coal & Metal Mines):

- a. This competition was organized jointly by Tata steel & SAIL at Digwadiah Stadium, Jamadoba from 8th to 10th March'10. Total 21 teams participated in the competition.
- b. Overall 4th runner up Award was conferred on CCL team.
- c. In theory competition bagged first position.
- d. Mines Rescue, CCL has been felicitated with citation and award for outstanding contribution towards rescue services. One of our General mazdoor was also felicitated with citation and award for his exemplary courage and performance in Rescue Services.

Safety Audit:

The 6th Safety Audit for all operating underground mines and open cast mines was conducted to appraise safety status / standard by a special team consisting of an ex-Director (T), CCL and an ex-Director of Mines Safety, DGMS. 7th Safety Audit phase-I has been completed and phase –II is being conducted for underground mines by ex.GM(S&R), CCL and ex. GM(Rescue Services) CCL. 7th Safety Audit phase-I is being conducted for opencast mines.

Risk Management:

The concept of Risk management has been adopted when the further reduction in rate of accident/incident could not be achieved by implementing the provisions of the Statute . This approach is participative and pro-active in nature and involves measurement of apprehended risk and its control. There are two stages namely Risk Assessment & Risk Management and these are exercised by a team of experienced persons at unit level.

Risk Assessment and its Management in the mines is a continuous process and period of review depends on level of risk. This is especially required whenever there is a change in working condition or introduction of new machine/ practice.

In CCL, the persons in different units have been trained by ISO for Risk Assessment & Management exercise. All the mines have completed the Risk assessment exercise.

Disaster Management:

Emergency action plan in all the mines have been framed to meet the situation arising out of disaster, where lives of persons are lost or threatened.

To make it more effective, necessary action, which is required at the time of crisis arising out of any disaster, has been framed for the quick action & First Hand Information.

Action plan include :

- Sending First Information Report in the prescribed format by the Colliery Official to Company Head Quarters , DGMS , District Collector and then to Ministry of Coal , State Govt. within one hour of Disaster .
- Establishing Control Room at Area, Company Head Quarter and also at Ministry of Coal.

Safety Training:

To provide better training to workers, Basic and Refresher Training programmes were organized at the VTCs and at Group Vocational Training Centres at Area level. Moreover Training/ Coaching was imparted to the potential candidates for Mining Sirdar, Overman etc. to enable them to acquire requisite statutory qualifications from DGMS. Structured training of two weeks duration is being provided to the Statutory persons in supervisory capacity.

Scientific Study:

We have also spent on scientific studies wherever it is required so as to eliminate the dangers associated in the mines. It has been planned to procure some equipments and material for betterment of safety in the mines like Hydraulic Roof Bolter, Total Stations, Fluorescent Jacket, BG-4 Breathing Apparatus, latest version of Rescue tools, Non-Visible Dust collectors for Drills, Semi-automatic fire detection and suppression system, etc. Besides Safety, we also take care of health of the employees working in

the mines and all-out effort against Pneumoconiosis, dangers against noise, supply of potable water are also ensured. A scheme for Dust prevention and suppression at workplace has been prepared. We have also planned to introduce Continuous Miner and Man Riding System in phased manner in Underground mines of CCL.

Monsoon preparation:

Before the onset of monsoon, like previous years, strategies are chalked out to face monsoon and to take necessary preventive action. Close liaison was maintained with DVC/State Authorities and meteorological agencies regarding release of water from Patratu, Tenughat and Konar dams. As a result, there was no major disruption in production or any incidence of inundation / flooding in the mines during the year.

Rescue:

Your company has altogether three Rescue Rooms at Sayal, Dhori & Kedla, two Rescue Room cum Refresher Training (RRRT) Centres at Churi and Kathara and one Central Mines Rescue Station at Ramgarh, to cater to the needs of rescue services. In order to improve the preparedness of rescue trained personnel, regular refresher training is imparted in mines and in the Rescue station. The Zonal Rescue Competition was organized on 04.02.2010 at MRS, Ramgarh and the best performers were awarded with prizes at the Final Day Function.

Future planning for improving safety:

Man Riding System is to be introduced in Churi U/G mine. Environmental Telemonitoring System will be installed in Degree III U/G mines of Kathara Area in first phase. 5000 nos. of Self Contained Self rescuers(SCSR) are under process of procurement which will be provided as escape apparatus for the workpersons of UG mines. One Simulator which is to be installed shortly in CETI Barkakana, will help in providing quality training to the Operators.

General:

Internal Safety Organization, headed by Chief General Manager (S&R), is maintaining

close liaison with DGMS to enhance safety status in the mines. Tripartite Committee meeting on Safety is held at Area level with DGMS and Union Representatives for improvement of safety status in the mines.

Participative Management with trade union is encouraged by organizing bipartite meeting regularly in Areas. Tripartite Safety Committee meetings were held with DGMS authorities and Trade Union Officials in the following Areas:-

Area	Month of Area level Bipartite Safety Committee meetings	Month of Area level Tripartite Safety Committee Meetings
Barka -Sayal	Nov 09	July 09
Argada	May 09	July 09
Kuju	July 09	Dec 09
H' Bagh	May 09	July 09
Rajrappa	May 09 & Dec 09	July 09 & Dec 09
Dhori	May 09	May 09 & Dec 09
B&K	Dec 09	May 09 & Dec 09
Kathara	May 09	Dec 09
NK	May 09 & Dec 09	June 09
Piparwar	May 09	July 09
Rajhara	June 09	Dec 09
CCL HQ.	May 09 & Nov 09	July 09

Accident Statistics :

Accident Statistics pertaining to CCL mines for the year 2009-2010 vis-à-vis 2008-2009 are given below:

	2009-10	2008-09
No. of fatal accident	6	4
No. of fatalities	6	4
No. of serious accident	10	8
No. of serious injuries	10	8

Place-wise classification of accident:

	2009-10	2008-09
Fatal:		
Underground	1(1)	0
Opencast	3(3)	3(3)
Aboveground	2(2)	1(1)
Total	6(6)	4(4)
Serious:		
Underground	2(2)	4(4)
Opencast	6(6)	3(3)
Aboveground	2(2)	1(1)
Total	10(10)	8(8)

Rate of Accident

	2009-10	2008-09
Overall		
Fatalities / MT	0.13	0.09
Fatalities / 3 Lakh Manshift	0.16	0.10
Serious injuries / MT	0.21	0.19
Serious injuries/ 3 Lakh Manshift	0.26	0.21
Underground		
Fatalities / MT	0.68	0
Fatalities / 3 Lakh Manshift	0.07	0
Serious injuries / MT	2.04	2.56
Serious injuries / 3 Lakh Manshift	0.21	0.28
Opencast		
Fatalities / MT	0.11	0.10
Fatalities / 3 Lakh Manshift	0.21	0.17
Serious injuries / MT	0.15	0.10
Serious injuries / 3 Lakh Manshift	0.29	0.17

Causewise break-up of Fatal and Serious Accidents:

Cause	2009-10		2008-09	
	Fatal	Serious	Fatal	Serious
Roof/Side fall	—	1(1)	—	—
Haulage/Conveyor	1(1)	1(1)	—	2(2)
Winding	—	—	—	—
Explosive/Blasting	—	—	1(1)	—
Electricity	—	—	—	—
Other Machinery	2(2)	1(1)	1(1)	1(1)
Fall of person	—	1(1)	—	—
Fall of object	—	—	—	—
Dumper & Trucks	2(2)	5(5)	1(1)	3(3)
Misc. UG	—	—	—	2(2)
Misc. OC	—	1(1)	1(1)	—
Misc. surface	1(1)	—	—	—
TOTAL	6(6)	10(10)	4(4)	8(8)

Area-wise break-up of Accidents :

Area	FATAL		SERIOUS	
	2009-10	2008-09	2009-10	2008-09
Barka-Sayal	—	—	4(4)	1(1)
Argada	1(1)	—	1(1)	2(2)
Kuju	—	—	2(2)	—
Hazaribagh	1(1)	—	1(1)	2(2)
B&K	—	—	—	—
Dhori	1(1)	1(1)	—	1(1)
Kathara	2(2)	2(2)	1(1)	1(1)
Rajrappa	—	—	—	—
N.K.	—	1(1)	1(1)	1(1)
Piparwar	1(1)	—	—	—
Rajhara	—	—	—	—
TOTAL	6(6)	4(4)	10(10)	8(8)

N.B: (i) Figures outside bracket indicate accidents whereas the same in the brackets denote fatalities and injuries.

(ii) Figures for 2009-10 and 2008-09 are subject to reconciliation with DGMS.

15. PERSONNEL MANAGEMENT AND INDUSTRIAL RELATIONS

The manpower strength of the company as on 31.03.2010 was 54057 as against 56553 on 31.03.09. The category wise break up of manpower strength as on 31.03.2010 vis-a-vis 31.03.2009 is given below:

Category	31.3.2010	31.3.2009
Executive	2239	2418
Supervisory	3801	3929
Highly Skilled/ Skilled	16875	16878
Semi Skilled / Unskilled (TR)	16964	18513
Semi Skilled / Unskilled (PR)	8856	9394
Ministerial Staff	4680	4983
Others	642	438
Total	54057	56553

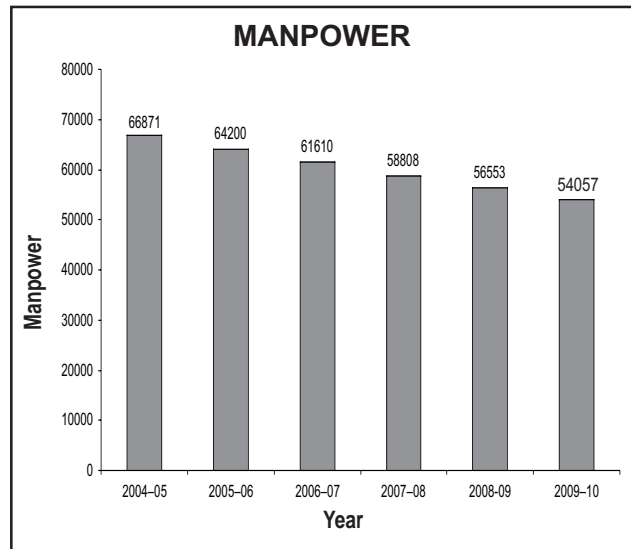
Hence during the year 2009 – 10 the overall reduction in manpower was to the tune of 2496, while the number of employees in the company came down by 3251 during the year under reference, 755 employees were added to the existing manpower. The aforesaid reduction and addition has been under the following heads :

REDUCTION :

Manpower Reduction under the head	No. of Employees
Retirement / Superannuation	2381
VRS (GHS)	153
Death	513
Termination / Dismissal	43
Resignation	08
Inter Company Transfer	140
Medically Unfit	13
Total Reduction	3251

ADDITION :

Manpower Addition under the head	No. of Employees
Appointment under 9.3.2	414
Appointment under 9.4.0	12
Appointment under Dependent of deceased executives	03
Appointment under Land Loser's Scheme	227
Inter Company Transfer	77
Reinstatement	13
Fresh Recruitment	08
Award Case	01
Total	755



At the beginning of the years 2009–10, 473 Cases relating to labour and industrial disputes were pending before different courts, authorities and tribunals. While 184 cases of labour and industrial disputes were added, 136 cases were disposed off during the year. Thus 521 cases in total, remained pending on 31.03.2010.

The industrial Relations scenario was peaceful and harmonious throughout the year 2009–10. There was no strikes during the year 2009-10 due to sincere effort and approach in handling and resolving the workmen's disputes and grievances. There were regular bipartite meetings held with the representatives of different trade unions at unit, Area and Corporate level. Industrial Relation Machinery (IRM) consisting of JCC at company level, ACC at Area level and UCC at Unit level have sorted out major collective bargaining issues through discussions and this has created a lot of goodwill amongst the workers.

With a view to maintaining harmonious industrial relation as well as to serve the society as a responsible Corporate citizen, your company has approved a total of 916 compassionate appointments under Para 9.3.2 to dependents during 2009 - 10. Apart from this, 35 nos. & 33 nos. of employees were selected to the post of Mining Sirdar and Overman respectively. In short, the manpower profile of your company has been accessible to poor and marginalized section of the society.

16. HUMAN RESOURCE DEVELOPMENT

Human Resource Development has remained as one of the most important activities of CCL.

Training and Development refer to the imparting of specific skills, abilities and knowledge to an employees. It is an attempt to improve current or future employee performance by increasing an employee's ability to perform through learning, usually by changing the employee's attitude or increasing his or her skill and knowledge.

Training and Development constitute an ongoing process in CCL. Besides providing job oriented training and re-training to develop specific skills and knowledge of the employee, special emphasis was given to bring an attitudinal development amongst the employees. Workers were trained to operate machines, reduce downtime and avoid accidents whereas Supervisors, Managers and Executives were developed in order to enable them to grow and acquire maturity of thought process.

The details of Training programmes are as under:

(A) IN COMPANY TRAINING :

Sl. No.	Name of the Institute	No. of Persons Trained			
		Executives	Supervisors	Workers	Total
1	Management Training Centre, Darbhanga House, Ranchi(MTC)	629	185	74	888
2	Bhurkunda Technical Training Institute, Bhurkunda(BTTI)	1	181	276	458
3	Central Excavation Training Institute, Barkakana(CETI)	23	18	305	346
4	Security Training Institute, GNH, Ranchi (STI)	—	—	153	153
5	Institute of Occupational Health & Hygiene Gandhinagar, Ranchi	32	189	51	272
TOTAL		685	573	859	2117

(B) TRAINING OUTSIDE COMPANY

Sl. No.	Type of Training	No. of Persons Trained			Total
		Executives	Supervisors	Workers	
I	External Training (in India)	281	14	26	321
II	Foreign Training	5	—	—	5
III	Training at IICM	362	—	—	362
IV	P.D.P.T. / V.T.	586 students from outside Mining Institutes completed their PDPT courses during the year.			

Note :

1. *On-the-job practical training was provided to 535 students coming from different Institutions/ Colleges doing MBA / BCA / BBA / MCA etc.*
2. *In addition to above, 321 employees attended Seminars / Workshops at different HRD Institutes.*

17. WELFARE AND COMMUNITY DEVELOPMENT

The welfare of employees is another major thrust area of your Company. During 2009-10, concerted efforts have been made to improve the quality of life at working places as well as at the living places of the employees.

The achievements made by your Company in different areas of Welfare are detailed below:-

- I. Housing :** As on 31.03.2010, the number of permanent houses stood at 59,827 serving manpower of 54,057.
- II. Water Supply :** Through operation of different Water Supply Schemes, 18.574 MGD water was supplied to 5.02 lakh beneficiaries. The water supply status during the year under reference is noted below:

Sl.No.	Schemes	Total generation (in MGD)
(a)	Existing IWSS (12 Nos.)	10.5580
(b)	Through 76 nos. of Pressure Filters	4.5456
(c)	Through Deep Bore Holes	3.4730
TOTAL		18.5736

III. **Medical Facilities:** There are 2 Central hospitals, 7 Regional hospitals, 10 Colliery Hospitals, 63 Dispensaries, 111 Ambulances and 264 Doctors and 621 Para Medical in your company, there are 892 beds in different hospitals with a bed to employee ratio of 1:60. The Central Hospitals are at Ranchi and Naisarai are equipped with some of the latest Medical facilities. Efforts are being made to improve the quality of existing medical services in your company. During the year , a total of 10,61,597 patients got indoor as well as outdoor Medical Services in the hospitals/ dispensaries.

Moreover, 2 Mobile ambulance vans fully equipped with doctors, para medical staff and medicines have been regularly visiting villages for rural health check-up. During the year under reference, 384 different periodical camps were organized under the Community Health Programme, through which 68,315 people got benefited.

Persons working in the Coal industry under hazardous conditions require instant medical attention to take care of their health and keep them fit at all throughout. Besides the employees, the dependants living with the employees also require appropriate medical care, which your company has been providing through its comprehensive medical facilities scheme.

The preventive aspects of disease mitigation are also an important service, which your company extends in a proactive manner through holding of awareness camps. CCL has decided to hold different types of camps in the medical units as well as in nearby villages surrounding the mines under the aegis of the Community Development Programme where curative as well as preventive health service and education is rendered free of cost.

Some of the significant achievements of the Medical Department are as follows:

1. Periodical Medical Examination – Periodical Medical Examination (PME) Programme is

a preventive measure and is undertaken for detection of diseases at an early stage. This programme is mandatory for all employees whereby an employee is examined clinically and investigated Radiologically & Pathologically once in every 5 years. The PME centers are equipped with Audiometers to detect deafness and Spirometers to detect Lung Diseases. Under Periodical Medical Examination, 11,628 employees were examined.

2. Drugs amounting to Rs.3.62 Crore have been procured in the current Financial Year and distributed to all medical units of your company for disbursement among patients.

3. During the year 2009-10 newer equipment like RO Plant for GNH, OT Table (Eye) for CHN, 300 mA X-Ray Machine – 5 No. (1 No. each for NK, B&K, Rajrappa, Kuju and Dhori) have been procured. The addition of these equipments will result a better medical care and diagnosis of disease.

4. Your company has implemented two unique CSR schemes: “Operation Jyoti and Girl Child Promotion” The beneficiaries for these 2 schemes are as under:

Name of Programme	Beneficiary
Girl child promotion programme	5,536
Operation Jyoti	7,348

5. As per MOU with Coal India under CSR activities CSR Dispensary and Mobile Medical Van were to be started. Total No. of 14 CSR dispensaries have already started functioning and total Number of patients seen in these dispensaries are 37,312. Eight Number of Mobile Medical Van are already in operation in different areas of your company and the beneficiaries are 4,830.

6. Patient Satisfaction Index (PSI) was introduced as a measure of Performance Indicator Monitoring System (PIMS) and Quality Level Service system (QLSS) it is being done on a quarterly basis and based

on the result of the survey remedial measures have been taken to improve the relevant indicator.

- 7. Training of doctors and Para Medical Staff are being done on a regular basis. Total Doctors trained both in company and outside is 65 and the Paramedics trained are 255.

One of the main objectives of the Management of your company is to make Medical Plan a strategic role in the overall HRD policy of the Company for attracting and retaining employees as well as taking the society in and around the command areas on board.

18. SPORTS & GAMES

Your company encourages sports activities amongst its employees and conducts different tournaments and sports meets:

- (i) The 1st CIL Inter Company T-20 Cricket Tournament was organized at Ranchi during March, 2010. Shri Mahendra Singh Dhoni, Captain Team India gave a surprise visit in the Final Match.



- (ii) Inter Area Tournament was organized at different Areas of CCL.
- (iii) Coaching Camp/Combined practice is being organized for the CCL team before participating in the CIL competitions.

19. COMMUNITY DEVELOPMENT INCLUDING TRIBAL WELFARE

ACHIEVEMENT OF CSR AGAINST MOU TARGET 2009-10

Performance Parameter	MOU Target 2009-10	Achievement 2009-10	Percentage/ Performance rating
Formulation/ Prep. Of CSR Plan	Dec'09	Sep'09	Excellent
Introduction of Mobile / CSR Disp.	04	Mobile Amb-11 CSR Disp.- 14	Excellent
Health & Sanitation (No. of Beneficiaries)	40,000	1,22,812	Excellent
Drinking Water (Handpumps, Deep Bore wells etc.) No. of Works	125	126	Very good

HIGHLIGHTS OF CD/CSR WORKS DURING THE YEAR 2009-10

Under Adoption & Development of Model Village :

Adoption and development of model Village programme of CCL, CSR Scheme CCL has adopted two (2) nos. of Naxalite infested villages in the nearby vicinities in Ranchi for their overall development. 18 Nos. of medical camps, 09 at each village have been organized where around



2000 Nos. of villagers have been medically examined and are distributed with medicines amounting to Rs.92,000.00 free of cost. For overall development of these villages works like installation of hand pumps, construction of P.C.C. roads, construction of school building, community centres are in progress.

Adoption of Blind Girl Child :

11 nos. of visually challenged girl students of Brajkishore Netrahin Balaika Vidyalaya have been adopted for their education and health care.



An amount of Rs.2.60 lacs has been provided to the school initially for two years for the purpose. The above adoption ceremonies have been graced by Sri Sreeprakash Jaiswal, Hon'ble Minister of Coal, Govt. of India.

Promotion of Girl Child :

05 Nos. of girl students of St. Anthony School, Jarangdih belonging to BPL families have been adopted for their education and health care. An amount of Rs.1.20 lacs have been provided to the school initially for two years for the said purpose. The above adoption ceremonies have been graced by Sri Sreeprakash Jaiswal, Hon'ble Minister of Coal, Govt. of India.

Promotion of Education :

Specific emphasis being given for providing quality Education facilities among the children in CCL Command Areas in nearby villages. During the year 2009-10 infrastructural help has been provided to Seventy (70) Rural Schools in the Command Areas of your company.

Operation Jyoti:

A programme to eradicate all cases of reversible blindness in the command

areas of your company. Under this programme 1544 cases were examined and 1099 operations have been made during the fiscal.

**CSR Clinic:**

There are Fourteen (14) nos. of CSR Clinics opened in the Command Areas of your company. during the year 2009-10 for free Medical Treatment to BPL People. During the year 2009-10, 32,657 persons have been benefited through these CSR Dispensaries

CSR Ambulance:

There are Eleven (11) CSR Ambulance deployed in different areas of your company have made 115 visits in the Command Areas of your company giving benefit to 4,950 persons.

Drinking Water:

For provision of supply of drinking water 126 Nos. of work has been done in the form of installation of hand pumps, digging of wells, ponds, bore hole etc.

Free Medical Facilities through Medical Camps:

A fleet of 11 Nos. of ambulance van has been engaged for conducting various medical camps giving benefit of a large number of beneficiaries. Health care for rural mass through Mobile Ambulance Van has been done during the year covering 162 villages of CCL command areas providing facilities to 29,396 persons.

Infrastructure :

- **ROADS:** Construction/ repair of 38 Nos. of rural roads have been done during the year 2009-10.
- **SCHOOL BUILDING:** Construction and Repairing works have been done in Seventy (70) Rural Schools.
- **COMMUNITY CENTRES:** 37 Nos. of community centres has been constructed/repared during the year.



Under Caring and Sharing programme, a CCL CSR Scheme, different institutions and schools for physically and visually challenged, differently abled persons and Old Age Homes have been frequently visited and facilitated accordingly by a team of CCL Management during the year 2008-09 and 2009-10 for providing moral support.

An amount of Rs 6.21 Crore has been spent for 650 numbers of CD/CSR Works which excludes Rs. 13.86 Crore spent on schools extending education to more than 40,000 students.

20. CAPITAL EXPENDITURE ON SOCIAL OVERHEAD ASSETS TILL 31.03.2010

Till 31.03.2010, the cumulative amount spent by your Company towards social overhead assets is Rs.347.78 Cr., details of which are tabulated below

(Rs.in Cr.)

Sl. No.	Particulars	2009-10	2008-09
(i)	Building	261.30	247.31
(ii)	Plant & Machinery	54.08	53.56
(iii)	Furniture & Fittings	15.72	14.37
(iv)	Vehicles	6.89	6.79
(v)	Developments	9.79	9.11
Total:		347.78	331.14

21. FINANCIAL PERFORMANCE

The financial results of your Company during 2009-10 as compared to 2008-09 are as under:

(Rs. in Cr.)

Sl. No.	Particulars	2009-10	2008-09
(i)	Gross profit before Depreciation and Interest	1751.40	976.07
(ii)	Depreciation	202.02	190.05
(iii)	Interest	17.39	43.51
(iv)	Net profit before prior period adjustment	1531.99	742.51
(v)	Adjustment pertaining to Prior period (Cr.)	1.06	21.29
(vi)	Net profit after prior period adjustment	1533.05	763.80
(vii)	Provision for Income Tax	506.59	483.41
(viii)	Income tax for earlier year	2.95	0.00
(ix)	Fringe Benefit Tax	0.00	11.89
(x)	Provision for Deferred Tax (Cr)	57.72	221.43
(ix)	Net Profit after Tax	965.79	489.93

The Board of Directors of your Company has recommended a dividend of Rs.410.98(Previous Year Rs 208.48) per Equity Share on 94,00,000 Equity Shares of Rs.1000/- each amounting to Rs.386.32 Cr. (Previous Year Rs.195.97Cr.).

22. CAPITAL EXPENDITURE

The capital expenditure during the year 2009-10 has been Rs.321.31 Cr. compared to Rs.334.84 Cr. in the previous year. The head-wise details of capital expenditure during the year 2009-10 are detailed below :

(Rs.in Cr.)

Sl.No.	Heads of expenditure	2009-10	2008-09
(i)	Land	50.52	75.28
(ii)	Building	0.75	0.41
(iii)	Plant & Machinery	197.80	192.49
(iv)	Furniture & Fittings	6.49	4.51
(v)	Railway Siding	0.00	0.00
(vi)	Vehicles	0.68	0.26
(vii)	Prospecting & Boring	0.00	0.00
(viii)	Other Developments	8.38	13.71
(ix)	Capital work in progress	56.69	48.18
TOTAL		321.31	334.84

23. CONTRIBUTION TO EXCHEQUER

The contribution to the State/Central Exchequer during the year 2009-10 vis-à-vis 2008-09 is detailed below :

<i>(Rs. in Cr.)</i>			
Sl. No.	Particulars	2009-10	2008-09
(i)	Royalty on Coal	583.36	556.46
(ii)	Sales Tax /VAT	197.62	174.20
(iii)	Stowing Excise Duty	39.84	43.66
(iv)	Income Tax	600.79	453.09
(v)	Dividend Tax	33.30	42.53
(vi)	Fringe Benefit Tax	0.00	13.25
(vii)	Service Tax	10.98	4.61
TOTAL		1465.89	1287.80

24. CAPITAL STRUCTURE

During the year under report, the Authorised Share Capital and the Paid-up Share Capital of your Company remained unchanged viz. Rs.1100.00 Cr. and Rs.940.00 Cr. respectively. The net worth of the Company as on 31 March 2010 is Rs2660.64 Cr. compared to Rs.2146.83 Cr. as on 31 March 2009.

25. LOAN

- (i) During the year, the Company has repaid installments of IBRD and JBIC loan to the tune of Rs. 5.38 Cr. and Rs7.39 Cr. respectively. Moreover, outstanding loan amount has decreased by Rs.11.88 Cr. due to favourable foreign exchange rate fluctuation. Thus the total outstanding loan amount has decreased to Rs.112.05 Cr. at the year-end against previous year's outstanding balance of Rs136.70 Cr.
- (ii) The opening balance of loan from CIL amounting to Rs157.2744 Cr. as on 31 March 2009, has been repaid during the year.

26. STATUS OF PROJECT IMPLEMENTATION

Till 31.3.2010 a total number of 61 mining projects including one Advance Action Proposal with ultimate capacity of 114.86 MTY and 26 Non-mining projects of each costing Rs.2.00 Cr and above, were sanctioned by different competent authorities. Out of these projects, 50 Projects (30 mining & 20 non-mining) have already been completed. The remaining 31 mining projects (excluding 1 advance Action proposal) having an aggregate ultimate capacity of 77.14 million tones per annum at a sanctioned capital cost of Rs. 4627.4 Crs and six non-mining Projects at a sanctioned capital cost of Rs.113.42 Cr., (including DRD AAP) are at various stages of implementation. Category wise details are tabulated below:

Implementation status of 36 ongoing projects (excluding AAP) costing Rs. 2 Cr. and above:

Projects	Number			Sanc. Capital (Rs. Cr.)			Ultimate Capacity (MTY) (Coal)
	Min.	Non-Min.	Total	Min.	Non-Min.	Total	
Above Rs.100 Cr.	13	—	13	4144.92	—	4274.95	59.02
Between Rs.50 Cr to 100 Cr.	5	—	5	371.23	—	371.23	12.70
Between Rs.20 Cr to 50 Cr.	2	1	3	82.32	48.78	131.10	1.80
Between Rs.2 Cr to 20 Cr.	10	5	15	135.16	64.64	199.80	3.62
Sub-Total	30	6	36	4733.63	113.42	4847.05	77.14

Out of 13 mining delayed Projects, two are yet to start, namely Hurilong UG & Tisri UG. The remaining 11 Projects are delayed due to:

- (a) Land Acquisition : 5
- (b) Adverse Geo-mining condition : 4
- (c) Change/Finalisation of Technology & others : 2

Projects commissioned during the XI Plan Period (2007-2008 to 2009-10) :

Following 16 mining projects have been commissioned/ approved during XI Plan period. The total capacity of these projects is 66.52 MTY. Amrapali OCP is recommended by ESC, CIL and have been directed to put up before CIL Board for approval after Forestry Clearance.

Sl. No.	Name of Project	Capacity (in MTY)	Proposed Capital Outlay (in Rs. Cr.)	Approval from CCL/ CIL Board	Govt.'s approval/ Present Status
1.	Magadh OCP	20.00	706.40	Feb'2003 from CIL Board	Approval from Govt. vide letter dated 19.07.06 from MoC. Project is under implementation.
2.	Ashok Expn. OCP	10.00	341.63	Dec'07 from CCL Board	Approval from CCL Board for Expn. from 6.5 MTY to 10 MTY. Project is under implementation.
3.	Purnadih OCP	3.0	210.98	May'08 from CCL Board	Approved by CCL Board on 25.05.08 Project has been commissioned in 2009-10 and produced 0.1 MT of Coal.
4.	Parej East UGP	0.51	147.44	Approved from CCL Board on 27.05.08	Approved by CCL Board on 27.05.08. (As per revised delegation of power of CCL Board)
5.	Rohini Expn	2.0	105.67	Approved from CCL Board on 29.09.08	Approved from CCL Board on 29.09.08. Project is under implementation.
6.	Amrapali OCP	12.00	713.75 (Nov'09)	Feb'2003 from CIL Board	CCEA note submitted to MoC on 06.11.06. . MoC has sent back it as per enhanced capacity of CIL on attaining Navratna status. ESC of CIL has recommended it with direction to put up to CIL Board after Forestry Clearance.
7.	Tapin OCP	2.5	264.68	Approved from CCL Board on 23.08.08	Approved from CCL Board on 23.08.08. Project is under implementation.
8.	Karma OCP	1.0	162.46	Approved from CCL Board on 04.06.09	Approved from CCL Board on 04.06.09. Project is under implementation.
9.	Urimari Expn	2.0	143.57	Approved from CCL Board on 21.01.09	Approved from CCL Board on 21.01.09. Project is under implementation.
10.	Govindpur Ph-II OC	1.2	142.11	Approved from CCL Board on 23.12.09	Approved from CCL Board on 23.12.09. Project is under implementation.

11.	Rajrappa (RPR/RCE) OC	3.0	510.85	Approved from CCL Board on 23.12.09	Approved from CCL Board on 23.12.09. Project is under implementation.
12.	North Urimari OCP	3.0	179.87	May'2004 from CCL Board	Approved by CCL Board on 07.12.07. (As per revised delegation of power of CCL Board)
13.	Tetariakhad OC	2.0	78.06	Approved from CCL Board on 21.01.09	Approved from CCL Board on 21.01.09. Project is under implementation.
14.	Tarmi OCP	1.0	35.54	Approved from CCL Board in March'09	Approved from CCL Board in March'09.
15.	Amlu OC	2.5	56.32	Approved from CCL Board in March'09	Approved from CCL Board in March'09. Project is under implementation.
16.	Churi Benti UGP	0.81	163.51	Approved by CCL Board in April,2007.	Approved from CIL Board on 27.08.07. Project is under implementation.

With the commissioning of the above projects, your Company's production level is expected to be as under :

(Fig. in MT)

GROUP	Terminal Year of		
	2009-10 (Actual)	BE (2010-11)	XI th Plan (2011-12)
Existing Mines & Completed Projects	20.15	19.36	19.29
On Going Projects	26.83	29.75	32.96
New Projects/Future Projects	0.10	—	1.75
TOTAL	47.08	50.00	54.00

27. ENVIRONMENT MANAGEMENT

1. **No. of Projects for which Environmental Clearance Received** : 04, viz. Purnadih OCP (3.0 MTPA), Rohini OCP (2.0 MTPA), Tapin OCP (2.5 MTPA), Kuju UG (0.36 MTPA).

2. **No. of Projects for which environmental clearance has been recommended by MoEF**: 03, viz. Amlu EPR OCP (2.5 MTPA), Tarmi OCP (1.0 MTPA), Khasmahal OCP(1.5 MTPA).

- 3. No. of Projects for which Environmental Clearance Rejected:** Nil.
- 4. No. of Projects for which Form-I has been submitted to MoEF :** 06 , viz. Barkasayal Group Of Mines (0.89 MTPA), Dhori Washery (2.5 MTPA), Karo OCP (Revised)(3.5 MTPA), Tetariakhar (Revised)(2.0MTPA), Piparwar–Mangardaha (1.38 MTPA), Parej East UG (0.6 MTPA).
- 5. No. of Projects for which TOR has been approved by MOEF :** 07 , viz. Ashok Washery (10 MTPA), Parej East UGP (0.6MTPA), Kedla OC (6.0 MTPA), Karo OCP (3.5 MTPA), Tetariakhar OCP (2.0 MTPA), Dhori Washery (2.5 MTPA), Ara Sarubera Group of Mines (1.47 MTPA).
- 6. No. of Projects for which EMP has been prepared:**13 viz. Khasmahal (1.5 MTPA), Karma(1.0 MTPA), Urimari OCP (2.0 MTPA), Govindpur Ph II OCP (1.2 MTPA), Churi Benti UGP (0.81 MTPA), Ray Bachra UGP, Kuju UG (0.6 MTPA), Dakra OCP (1.0 MTPA), Dhori Group of Mines (0.846 MTPA), Kathara OCP (1.9 MTPA), Argada Sirka Group of Mines (1.125 MTPA), Jarangdih OCP (1.16 MTPA), Ara Sarubera Group of Mines (1.47 MTPA).
- 7. No. of Projects for which EMP has been submitted to JSPCB for Public Hearing :** 07 viz. Govindpur Ph II (1.2 MTPA), Dakra OCP (1.0 MTPA), Urimari OCP (2.0 MTPA), Amlu OCP (2.5 MTPA), Karma OCP (1.0 MTPA), Churi Benti UGP (0.81 MTPA), Dhori Group of Mines (0.846 MTPA).
- 8. No. of Projects for which Public hearing has been held:** 05 viz. Dakra OCP (1.0 MTPA), Urimari OCP (2.0 MTPA), Amlu OCP (2.5 MTPA), Karma OCP (1.0 MTPA), Churi Benti UGP (0.81 MTPA).
- B. Afforestation:**
- The afforestation done in your Company was in Giridih area wherein 37,500 trees were planted in 15 Ha of land and the expenditure incurred was Rs 13.19 lakh. The plantation has been done through State Forest Department. Further plantation could not be done as the State Govt. could not take up the plantation work in OB dumps during the year.
- C. Other environment related activities:**
- i. Regular air, water and noise monitoring at all the mines have been done through CMPDI on quarterly basis. A total of about 2,100 samples are analysed annually.
 - ii. The large producing mines are being monitored for land reclamation by Remote Sensing techniques through CMPDI. The mines like Piparwar and Ashoka are being monitored and it can be seen from the analysis that the reclamation / afforestation has increased from 198 Ha to 225 Ha ie. an increase of about 14% in 2 years. The mines being monitored are Ashoka, Piparwar, KDH, Parej and Rajrappa OCPs.
 - iii. Your Company has undertaken filling of abandoned mine voids in B&K and Rajrappa areas by fly ash from BTPS, CTPS, DLF, HINDALCO etc.
 - iv. The closed water recirculation system has stopped the effluent discharge from the washeries. Besides this arrangements of water sprinkling in coal transfer points, good housekeeping and plantation etc is being done in the washeries for overall improvement.
 - v. Pollution control through development of effluent treatment plants / oil grease

traps at Religara OCP, Gidi A OCP, Gidi C OCP and Sirka OCP etc

- vi. Rain Water Harvesting facilities have been created in KDH OCP, Piparwar Office, Ashoka OCP, Dhori OCP etc.
- vii. 8 Mines and one washery are having ISO 14001 : 2004 Environmental Management System and your Company is underway for obtaining certification for 4 more mines / units.

D. ISO Certification:

During the year 2009-10 your Company has got ISO 14001:2004 Environmental Management System certification and ISO 9001:2008 QMS certification for 6 more Mines namely Ashok OCP, Rohini OCP, Khasmahal OCP, Parej East OCP, North Urimari OCP, and Topa OCP.

At present, in total, 8 mines and one washery are having ISO 14001 : 2004 Environmental Management System and ISO 9001:2008 QMS certification. Your Company is underway for obtaining certification for 4 more mines namely Amlo OCP, Kalyani OCP, Jharkhand OCP and Rajrappa OCP.

E. Awards Received: Green Tech Award of Ashok OCP:

Natural vegetation around and within the project over the decoaled area and Backfilled area has witnessed a growth over pre-mining vegetation. The post mining growth of vegetation over the pre-mining vegetation in and around the mine has witnessed a formidable increase.

We have successfully reclaimed de-coaled area and has gone for huge vegetation which has added to green zone enhancement.

The award was given to the project in the field of Green Zone enhancement in Ashoka Project, Piparwar area. It is a remarkable step in the field of Environment Management of your Company.

F. Forest Land Clearances

During the year 2009-10, two Projects got Stage II forestry clearance namely Tarmi OCP (55.06 Ha) and KDH OCP(28.95 Ha).

The 'In principal approval' i.e Stage I clearance for diversion of forest land in respect of 3 projects has been received. These projects are Konar OCP (288.26 Ha) and Jharkhand OCP (6.95 Ha), Khasmahal Phase-II (26.94 Ha).

The clearance under Scheduled Tribe and Other Traditional Forest Dwellers (Recognition of Forest Rights) Act, 2006 has been received in respect of Karo OCP (226.67Ha).

28. LAND ACQUISITION STATUS:

Under LA Act, 1894: Acquisition proceedings for 54.85 acre of tenancy land in villages Topa, Ara and Patratu have been completed and payment is in advance stage. Possession is likely to be obtained shortly. The award for 264.33 acre of land in village Ara for Ara Project is completed and about Rs.9.0 Crore has been disbursed against the total sanctioned amount of Rs 23 Crore. A fresh proposal for 10.30 acre of land for New Gidi C Project has been initiated under emergency provision for which verification of houses is in progress.

Under CBA (A&D) Act 1957: Two acquisition proposals of land have been made under CBA (A&D) Act 1957 during the year under reference:

1. Notification under Sec.4(1) of CBA(A&D)Act1957 for acquisition of surface right of 1040.00 acre of land for Rajrappa Project.
2. Notification under Sec.4(1) of CBA (A&D)Act 1957 for acquisition of 1045.00 acre of land for Ashok West Coal Project.

Payment of Compensation:

During the year under reference, for land and other interest acquired earlier under the provision of CBA (A&D) Act, 1957 compensation amounting to Rs.1.86 crore has been disbursed. Twenty four payment camps were held in different Areas for payment of compensation.

During the year an amount of Rs.3.29 Crore has been sanctioned by the competent authorities for payment of compensation of land and other interests as per CBA (A&D) Act, 1957 involving about 132.55 acre of tenancy and converted tenancy land.

Following important proposals have been sanctioned by competent authority:-

- Sanction of a Sum of Rs. 95,00,000/- against one time lump-sum grant for 32 no. colony of Bistrampur village falling under KDH project of NK Area.
- Sanction of compensation amounting to Rs.51,56,475.55 against Civil Structure in village Bistrampur under KDH project of North Karanpura Area.

Employment:

During the year 228 fresh employments have been provided to different land losers or their nominees in different Areas/units enabling your Company to take physical possession of 456 acre of land.

Rehabilitation & Re-settlement:

147 families were rehabilitated in different Projects.

Allotment of coal blocks to different captive users and their transfer:

Mineral rights of Chakla block having 2100 acres of land, which was transferred to ESSAR Power, Jharkhand, have been surrendered to State Govt.

Conveyance deeds for transfer of Seregarha and Ganeshpur Coal blocks are under process of approval. Further transfer

process of Rajhara North (Central & Eastern), Lalgah and MacherKunda Coal blocks are in progress.

Public premises/ unauthorized Eviction Act 1971- Fresh notification of appointment of Estate officers after bifurcation of State and districts have been approved by MoC.

29. RAILWAY SIDING:

There are 25 (twenty five) no. of full rake sidings under operation, having a total daily loading capacity of 4220 (FWW)

New Sidings under construction:

- (A) **PIPARWAR SIDING:** The Piparwar Siding with 6x44 C / 58 N Box capacity and a total length of 30.50 Km, branching off from McCluskieganj Railway Station of East Central Railway, is under construction.

Status of Construction of Piparwar Siding:

Out of 30.5 Km long siding, the formation work in nearly 23.50 Km length and track linking in 12 Km length have been completed. For completing the balance work, your Company has engaged M/s RITES Ltd. at an awarded cost of Rs.90.61 Crore – on Deposit Term Basis. The work is in progress.

Electrification, Signaling & Telecommunication and Track linking for 1.683 Km at Junction Point are to be completed by EC Railway as a deposit work of your Company.

(B) CONSTRUCTION OF TORI-SHIVPUR-HAZARIBAGH RAILWAY LINE UNDER CCDAC :

The Tori-Shivpur-Hazaribagh new BG rail line of 93.28 Km length is under execution by EC Railway, Patna, including land acquisition, etc. The present estimated cost of this work is Rs.600.58 Crore. It is being funded fully under CCDAC.

STATUS: The work has been taken up in two phases:

- | | | |
|-----|----------------------|----------|
| (1) | Tori-Shivpur | 42.65 KM |
| (2) | Shivpur – Hazaribagh | 50.63 KM |

Work is in progress in 0-10 Km portion from Hazaribagh end. Forestry clearance has to be given by MOEF. The up-to-date expenditure incurred is Rs. 41.888 Crore. The date of completion is 31.12.2012.

New Siding Commissioned:

Tori Railway siding for Tetariakhad O.C.P has been commissioned & Coal rake dispatch has been started from this siding on 14.05.09.

30. GEOLOGICAL SERVICES

A. Drilling:

Against the target of 1.28 lakh meters, total 1.44 lakh meters of drilling has been done during the financial year of 2009-10, achieving a productivity level of more than 2783 meters per drill per month with 7 operating drills from 2 base drilling camps Topa and Lapanga. This includes the drilling of blast holes for Mining Services, large diameter boreholes for Dewatering & Tube Wells for potable water and non-coring boreholes for exploration purposes.

B. Project Documentations and Related works

(I) On Geology: During the year 2009-10 the following activities have been completed. Majority of them being related to production support mining services and for future mining activities:

1. Preparation of note and presentation on, 'Perspective View of Kuju Area', WBCF, elaborating in detail the benefit of integration of projects to increase the capacity of mine and to increase the production by adopting a new conceptual model of outsourcing.
2. Preparation of land use/ land covers plans of different areas showing forest cover for site selection of new washeries.
3. Study and preparation of note on outsourcing of various projects like

- Amlo OCP, Tarmi, Piparadih, Kathara etc.
4. Study and providing solutions to modification of block boundaries of blocks allocated to different parties.
5. Updation of coal resource in your Company Command Area, mineable coal reserves of existing operating mines as on 01.04.2009 based on the data provided by CMPDI in association with MECL and GSI.
6. Hydro-geological study in collaboration with CMPDI, RI-III, of Karo washery to meet the requirement of water.
7. Preparation of combined floor contour, isochore plans for study and assessment of reserves for integrated Kathara project.
8. Assessment of Kargali, Bermo and upper seams in Kargali and adjoining blocks.
9. Preparation of comparative statement of DRD project and Kathara extension project for JV with outside party.
10. A summer training program organized for two postgraduate students of Anna University, Chennai on the topic, "Various activities of coal mining and Mining Geology".
11. Preparation of no. of plans for support to L&R, Environment, Civil, Quality and P&P departments are being carried out on regular basis. Different project areas are also being provided with no. of plans related to various running projects as and when required.
12. Replies related to various parliamentary queries on various issues related to captive blocks, illegal mining, reserves etc. are being carried out.
13. A report on, "Geo-Referencing of

cadastral maps and digital conversion on national grid co-ordinate system pertaining to Urimari Block, South Karanpura Coalfield, Jharkhand” completed for your Company by MECL.

14. Hydro geological and geophysical study completed in collaboration of CMPDI (HQ) for ground water study for drinking water at CETI, Barkakana.
15. Study and preparation of integrated plans of floor contours and isochors of seams of integrated blocks from Konar to Dhori of East Bokaro Coalfield for integrated planning.
16. Exploratory drilling and study of borehole data for proving coal and void positions along the proposed NH-33 highway diversion.
17. Preparation of plan of integrated toposheet along with combined command area of your Company giving details of all the projects.
18. Vetting of report submitted by CMPDI on creation of land use map of major coalfields of your Company on GIS platform.
19. Preparation of short note on assessment of reserves, OB for mineability of Parej East Block.

(ii) On Washery: Association with the work related to finalization of the location of proposed washeries in Ashoka, Karo, Konar and Dhori projects. Hydro Geological study for water requirement in Karo and Konar washeries.

(iii) On Captive Mine Blocks:

1. Note on Agenda Item “Allocation of coal blocks” in the meeting of the Consultative Committee attached to MoC, time to time whenever required.
2. Preparation of letter, notes and related plans to resolve various issues related to dispute in boundaries of

allocated blocks, forest, land use etc. on regular basis.

3. A total of 48 blocks in CCL command Area has been allocated by MoC to Private/Govt. Parties for using coal in their captive use.

(iv) Others:

1. Updation of mineable coal reserves as on 01/04/09 of existing operating mines of your Company.
2. Exploration programme of CMPDI in CIL blocks during 2010-11.

C. Hydrogeology:

1. A total of 58 nos. deep tube well boreholes have been drilled for meeting the requirement of potable water in different Areas of your Company.

D. Specialised services and computerization work:

The Geology Department has completed two major projects funded by CIL R&D on GIS based Interactive Geo-mining model of SKCF and NKCF in collaboration with IIT Kharagpur, BIT Mesra, CMPDI, MECL, and Jadavpur University. Final report incorporates the findings of all results from different agencies.

The department maintains all the basic data including borehole and map data, processed outputs and documents. The result of R&D projects has been presented in MGMI seminar.

Application softwares like Minex, Cempgeodoc, Autocad Map, GIS, VP Studio, and SQL-Server are being used for processing of basic data, Geological Modeling and various other applications.

E. Coal Reserves:

The Geological Reserves as compiled & computed by Geological Survey of India as on 01/04/2009 in Proved, Indicated and Inferred categories together within the

Command Area of your Company amounting to 40.729 billion tonnes (up to a depth of 1200 mtrs.). The details of coal reserves are as under:-

(fig. in billion tonnes)

Type of Coal	Proved	Indicated	Inferred	Total
Coking	7.426	9.095	1.661	18.182
Non Coking	12.455	6.886	3.206	22.547
Total	19.881	15.981	4.867	40.729

F. Right To Information

With the advent of RTI Act-2005, GM (Geol.) has been given additional responsibility as PIO, CCL to furnish information of ever growing public requests for seeking information on varied subjects and functions of your company.

Under the RTI Act-2005, the details of applications dealt during the year 2009-10 are given as under:-

1. No. of applications received	: 850
2. No. of applications disposed	: 735
3. No. of applications under process	: 13
4. No. of applications transferred under para 6(3) of RTI Act	: 100
5. No. of applications rejected	: 2

31. COMPUTERISATION & IT ENABLED SERVICES

Your Company has embarked upon the following IT-enabled Projects/Services:

- **Office Automation :**

To expand the base of office automation throughout your company, a large number of PCs along with office suits have been procured and installed at HQ, Areas and Project offices, which exceeds 1500 in number.

- **Centralized Salary for Executives :**

Salary of Executives posted at Areas has been centralized and is being processed at HQ.

- **CCL Website :**

A Hindi version of CCL website has been launched along with the existing website:

www.ccl.gov.in. The website has been enriched further to disseminate vital and up-to-date information and statistics of your company to the public and employee.

- **ONLINE MATERIAL MANAGEMENT SYSTEM(OMMS):**

All eleven stores falling under the jurisdiction of your Company are fully computerized with implementation of OMMS.

- **IT Infrastructural Development :**

A massive IT infrastructural development is in the pipeline to support installation and implementation of ERP package being planned at CIL level. It will enhance the automation of dataflow, integrity and Security of information and smoothening of some of the important business processes which include Mine Production System, Mining Execution System, Document Management, Financial Accounting System, etc. of your company to a great extent.

32. SECURITY MANAGEMENT

The Security Department of your Company keeps close liaison/touch with District Police/State Administration for maintaining law and order in the command Areas of CCL as well as to thwart incidents of theft/pilferage of coal/other property etc. White Paper on Illegal Mining has been prepared and Action Plan drawn along with Task Force constituted by State Govt. to check/stop illegal mining activities. CISF personnel are presently deployed in B&K, Dhori Areas whilst in Piparwar and NK Areas part induction has been effected. Based on completion of civil infrastructure, etc. balance deployment of CISF shall take place in these two Areas. Considering threat perceptions it has been decided to hand over Security of Explosives to CISF and survey in this regard has been requested. Your Company has accepted DGR Scheme in to-to and Ex-servicemen Agencies sponsored by Ministry of Defence are also under deployment. New appointees/land oustee dependents are parallelly being absorbed in Security Cadre after grooming, training, to function as Security Strike Force. Separate Security Communication network is being established for quick information collection, action, etc. Security Techno-Gadgetory like Electronic Intruder Alarm is proposed for installation at all Stores/Workshops, to adequately protect your Company's Property.

The Security Deptt. of your Company is maintaining continuous and close liaison with State Police authorities and State administration in all the command areas of CCL. Despite increase in naxalite activities in Jharkhand State and absence of complete deployment of CISF, as planned earlier, challenge has been taken very well by own CCL security coupled with State Home Guards Force. Training of 5 batches comprising of 157 Security Guards have infused new blood in the internal security of your Company which has been praised by Areas as well as HQs. Shortcomings in existing perimeter security of various vital installations were identified and duly rectified in time which resulted in reduction of pilferage of coal and property of your Company. Induction of new weapons and equipment to CISF deployed at Dhori, B&K Area, NK Area and Piparwar have given them more teeth to protect your Company's assets. DGR agencies have been issued work order of approx. 1400 security guards to be deployed in different command areas for further strengthening existing security infrastructure.

33. ACTIVITIES AND ACHIEVEMENTS OF VIGILANCE DEPARTMENT

The Vigilance Department is an integral organ of your Company, manned by 19 Executives and 24 Non-Executives and headed by a Chief Vigilance Officer. This department has been rendering its services effectively in creating an environment conducive to achievement of organizational goals and objectives. A brief overview of important activities and achievements of the Vigilance Department on preventive, investigation and punitive fronts during the year 2009-10 is given below:

1. Investigation of Cases :

Investigation into 35 cases were taken up, out of which 20 cases were completed and report submitted during the year based on which decision for initiation of major penalty proceedings as per provisions under the applicable Conduct Rules/Standing Orders was taken in 5 cases, minor penalty proceedings in 7 cases and administrative action in 7 cases and decision of closure was taken in 1 case. Besides above, action was also initiated on 576 complaints by the CCL Vigilance during this fiscal year.

2. Punitive Actions :

A total of 35 disciplinary proceedings arising out of Vigilance investigations were fully completed during the year resulting in imposition of major penalty in 32 cases involving 84 persons and minor penalty in 3 cases involving 6 persons.

In addition to above, 12 disciplinary proceedings arising out of Vigilance Investigations were partly completed during the year resulting in imposition of major penalty in 8 cases involving 14 persons and minor penalty in 4 cases involving 5 persons.

3. Preventive Actions :

On the basis of investigations and checks carried out by Vigilance Department of your Company, a number of system improvement recommendations were made. Some of the major recommendations made by Vigilance Department of your Company are enumerated below:

- (1) After observing irregularities in repairing of assemblies and bungling of spare parts of dumpers at Karo-I OCP (B&K Area) following system improvements were suggested:
 - (a) The log book should be signed by the concerned engineer on daily basis.
 - (b) A register should be maintained at project level for recording details of outside repairs in the matters of HEMM for the purpose of possible warranty claim, if any.
 - (c) Gate-pass & challans should be issued and maintained at unit stores of the projects.
 - (d) All outside/contractual repair works related to HEMMs should be recorded in the log-books of the concerned machines, duly signed by the executives.
 - (e) The initiating officer must mention the 'date of last repair' and 'hours worked after last repair' in the proposal initiated for outside repair of an item.
- (2) While investigating a case of irregularities in purchase & consumption of explosives

at Amlo Project, following two serious lacunae were detected:-

- (a) Statutory officials are not signing the various blasting records on regular basis. Even the Manager of the mine is not making inspections of the various blasting records on regular basis.
- (b) Daily blasting records do not show the pattern of charging, sequence of firing, calculation of in-situ PF, details about fragmentation, misfires etc., which are not statutory required but also useful for monitoring the blast efficiency. The record should carry a sketch showing all the holes along with burden, spacing and pattern of delays between the holes. Cross-section of at least one hole showing the charging pattern should be made on the blasting record.

The Director (Tech.) Opn. was advised to take remedial action on the above indicated lacunae in order to eliminate the recurrence of such type of irregularities in future.

- (3) The following preventive measures have been suggested in order to arrest the irregularities in issuance of Gate Pass by the Regional Stores of areas :-
 - (a) A system of issuance of printed Gate Pass with Sl.No. may be introduced in all Regional Stores for every vehicle going out of stores.
 - (b) The Gate Pass must have a provision of counterfoil which may be retained at the security gate for record and reference.
 - (c) The authorized officer must sign the Gate Pass.
 - (d) The Gate Pass must contain the information like, destination of the vehicle, the purpose for which the vehicle is going out etc.
 - (e) The system of issue of Gate Pass with all information therein should be

strictly followed whether the vehicle is going out of store for local duties or out of station.

- (4) In one case of irregularity in DPC of workers at Hazaribagh Area, the competent authority was advised to issue appropriate guidelines/ instructions to GMs/SO(P)s of all areas for strict compliance by the authorities entrusted with the job of conducting DPCs. It was also suggested that SO(P)s while dealing with DPC proceedings should ensure that the directions are widely circulated down the line and scrupulously followed.
- (5) After observing certain irregularities in execution of Civil works, following preventive measures were suggested to GM(Civil):
 - (a) There is need to issue a circular stating that any contractual civil work should only be started after observing tendering procedure and after issue of LOI/ work order & any deviation will entail disciplinary action.
 - (b) Making payment against already completed works after lapse of considerable time through on account bill does not appear to be proper. This should be restricted. In such cases, final bill is required to be paid.
- (6) After observing certain irregularities in renewal of photo-medical cards following suggestions were made:
 - (a) Photo medical cards should be renewed after every five years in case of growing child when the physical appearance differs from the photograph available in the medical card. In course of renewal, the current photographs of the wards of the employees should be pasted, their current age and any other relevant information should be inserted in the card along with date of renewal.
 - (b) The entitlement of the patient should be checked at the time of admission/ first check up itself.

- (7) CGM(Civil) was advised to issue guidelines in respect of following suggested measures:-
- (a) There is a clause no. 4.09 in CE Manual (July'04) regarding provision of cancellation of LOI/ WO with forfeiture of Earnest Money in case of non execution of agreement and/ or non-commencement of the work within the time specified. A guideline should be issued for strict compliance of this clause by contractors in execution of agreement as well as commencement of work.
 - (b) In case of abnormally low rate (ALR) quoted by the agency, the work should only be awarded to L1 bidder after fulfilling the provision contained in clause no. 4.18.1(iv) of CE Manual (July'04). A guideline may be issued for strict compliance of this provision.
 - (c) As per Civil Engineering Manual (clause no. 4.09), the agreement is required to be executed/signed within a time frame of 30 days. The same should be strictly followed. In case of deviation, there should be proper justification and prior approval from awarding authority should be obtained before commencement of work as well as execution of agreement. A guideline in this regard may be issued.
- (8) In one case of irregularity in procurement of Gum-boots and Raincoats at Dhori Area following remedial measures were suggested:
- (a) A clear cut list of centralized & decentralized items should be circulated among the areas.
 - (b) It should also be specified that in which circumstances and in what manner the centralized items should be purchased at area level.
 - (c) The circulated list of centralized/ decentralized items should be reviewed at regular intervals for addition/ deletion of items from the list.
- (9) CGM(CMC) was advised to issue necessary guidelines in respect of following suggested preventive actions:
- (a) It has been observed that there is no full proof system of maintaining records as regards black listing of tippers & contractor.
It is suggested that a Register should be maintained at Area level as well as in the office of CGM(CMC) in which details of black listing with copies of office order should be properly maintained. One officer at CMC Deptt. should be made responsible for such record.
 - (b) A work order register should also be maintained in the office of CGM(CMC) in which details of all transport contracts should be shown. This will facilitate knowing the details in future as and when required.
 - (c) In this particular case, the clause no. 28(i) was not complied with. The observance of Clause no. 28(i) i.e. scrutiny of documents of tippers & other equipments should strictly be ensured for which a circular from competent authority needs to be issued. This also required to ensure
- (d) Central store should circulate a list of inventories of centralized items to all regional stores with a copy to CCL (HQ) on monthly basis.
- (e) TCR pertaining to any purchase should cover the deliberations on reasonability of awarded rate in a more transparent and detailed manner.
- (f) Maintenance of two stock cards for same item is not proper. This type of deviations needs to be plugged immediately by conducting a thorough scrutiny of stock cards in each & every store of your Company.

proper legal action against each owner of the vehicle and transport contractor in case of theft of coal and other irregularity.

(10) After observing certain irregularities in one case of a transportation tender, the competent authority has been advised to issue necessary guidelines in respect of following suggested preventive measures:

- (a) All the departmental heads should be advised to ensure the strict compliance of NIT provisions, while finalizing the tender.
- (b) The final TC minutes must record the price justification after proper deliberations, before recommending any price for acceptance.
- (c) The Tender Committee must be represented by its members and no other officer should be authorized/ delegated to represent in place of TC members, until unless they are on leave (in case of extreme urgency) or has retired or transferred. In case of delegation formal order must be issued by Area GM.

(11) During the course of vigilance investigation in matter of alleged malpractices in the tendering process, the following serious irregularities have been committed by the dealing officer has been detected:-

- a. In contravention to the decision arrived at to obtain quotations/offers from few selected proven/ experienced/ reputed firms, the dealing officers on his own accord selected the names of 14 firms including the name of local firm of his choice having neither proven track record nor requisite experience to execute the job without competent approval. It was also detected that though the names of 14 firms were selected for participation by the dealing officer, quotations were sent by him only to 6 firms in which the

name of the said local firms of his choice having neither proven track record nor requisite experience to execute the job was also included.

- b. It has been detected that the said dealing officer dispatched the LTE to 14 firms with two different peculiar dispatch numbers e.g. 100-A and 100-B on the same date. While the no. 100-A was found to have been dispatched through dispatch register, the other number i.e. 100-B was not at all dispatched. Thus, it is evident that LTEs were issued without maintaining any fairness and transparency.

- c. 6 quotations were shown to have been received against the subject LTE including that of the said local firms of his choice. All the quotation against the subject LTE were found to have been submitted in open envelopes in blatant violation of LTE condition. In spite of this, these offers were accepted with the signature of the said dealing officer. Apart from that, identical receipt number was found to have been given on two quotations. And all the quotations were found to be signed by the said dealing officer before opening of the tender documents. Further, some quotations so received against the subject LTE were found to be fake ones as these firms had confirmed in writing that they did not submit their quotations at all against the said LTE.

- d. The said dealing officer was one of the TCR members. The dealing Officer, in absence of other TC members, scrutinized/evaluated the offers and thereafter finalized the tender also. Abusing his authority and official position, the said dealing officer who happened to be one of the TC members got signed the TCR by other TC members on a later date and recommended award of work in

favour of the said local firm of his choice at a much higher rate.

- e. Abusing his authority and official position, the said dealing officer issued two Work Orders having different set of terms and conditions to the said local firm of his choice, one four months before the finalization of the contract and the other after competent approval, keeping both the options open for the said firm to invoke either of the two for reaping advantage.

CMD, CCL has directed to issue suitable instruction to all concerned that such an eventuality/ practice must not happen in future by any department. Suitable letters have been issued to DT(O) & D(P), CCL.

4. Observance of Vigilance Awareness week :

- (a) On the part of Preventive Vigilance, CCL Vigilance has adopted a new strategy of organizing seminars/ workshops for strengthening of knowledge of CCL executives. During the year 2009, seven seminars/ workshops/ lectures on different topics were organized by the CCL Vigilance during the observance of Vigilance Awareness Week 2009. The highlights of aforesaid seminars/ workshops/ lectures are noted below:
- On 4.11.2009, two workshops were organized at MRS, Naisarai, Ramgarh in which executives of Personnel Discipline of Area level as well as Project level of almost all the areas of CCL had actively participated. The first workshop laid emphasis on "Common Irregularities concerning DPC, Promotion and Regularization". The second workshop was focused on "How to conduct Departmental Inquiries". In both the workshops, healthy discussion took place between the participants. The main aim of

organizing this workshop was to educate the Personnel Discipline Executives of CCL about the common irregularities committed by the DPC members which are often overlooked resulting into RDA cases.

- On 5.11.2009 also, two workshops were organized at MRS, Naisarai, Ramgarh in which executives of Civil and MM Discipline of CCL had actively participated. First workshop was based on "Common Irregularities concerning Tendering by Civil Department". The second workshop focused on "Common Irregularities in procurement of Stores".
- One seminar on "Use of Information Technology to fight corruption" was organized on 6.11.2009 at Vichar Manch Darbhanga House, Ranchi, wherein large number of executives & non executives including CMD, CCL, CVO, CCL, Director(Tech) Oprn., CCL and Director (Personnel) CCL took participation. The aforesaid seminar was opened up with address by all the functional Directors of CCL. Sri Rakesh Agrawal, DIG, CBI, New Delhi delivered the key note address.
- On 6.11.2009, another Lecture on "Value and Ethics" by Prof. S. Ghosh, ED, IICM was organized at Vichar Manch, Darbhanga House, Ranchi wherein executive and non executives of CCL including Director (P), CCL and CVO, CCL were present.
- On 6.11.2009, another seminar was organized on "Preventive Vigilance" wherein executives and non-executives of CCL including Director (P) CCL and CVO, CCL took active participation. Sri PSS Reddy, Director, Vigilance, MOC spoke on preventive vigilance and stressed on the point that one should abide by the

- prevailing procedures and norms.
- On 7th November' 2009 another lecture was organized on "Integrity Pact". Sri K. K. Ojha, Retd. Chief General Manager (MM) spoke on the topic. He explained about the MOU signed between CCL and Transparency International India regarding integrity pact.
- (b) For effective implementation of preventive measures a "Preventive Cell" has been created in CCL Vigilance during this year. Three senior Vigilance Officers have been posted in this Cell, who have been entrusted with the following tasks.
 - (i) Compilation of various rules, regulations, circulars etc., which are presently in vogue.
 - (ii) Compilation of all the preventive measures, which have been suggested by CCL Vigilance till now.
 - (iii) Making a system in which copies of all such remedial measures suggested by CCL Vigilance is received in Preventive Cell.
 - (iv) Keeping a detailed record of all workshops, seminars, lectures etc. conducted by CCL Vigilance.
 - (v) Getting feed back on all the remedial measures, which have been suggested by CCL Vigilance till now.
 - (vi) Keeping record of all the received feedback.
 - (vii) Making a monthly report on the activities of Preventive Vigilance Cell and making a discussion on the same with CVO.
 - (viii) Identification of topics on which

seminar/workshops could be arranged.

- (ix) Identification of areas/issues on which preventive exercise may be taken.

5. **Other Special Achievements:**

- (a) In the 365th meeting of the Board of Directors held on 26.2.2010 reviewed the work of Vigilance Department CCL and appreciated the performance of Vigilance Department and efforts of CVO, CCL. The Board further noted the various suggestions of CVO, CCL and directed to take necessary action by CCL.
- (b) As per CVC directives, from December 2009 till March 2010, three structured meetings have been held with the CMD CCL on 1.12.2009, 06.02.10 & on 27.03.10, to discuss the progress in Vigilance matters.
- (c) During March'2010 an Internal Assessment on the Impact of Integrity Pact as per para 6.0 of CVC circular no. 10/5/09 dt. 18.5.2009 has been carried out, during a review meeting held with the concerned CGM/GMs on 19.03.2010. 128 Nos of NITs have been floated under the IP Programme since adoption of IP Programme in CCL on 11.08.2008.
- (d) In order to curb corruption by leveraging of technology, which is a prime tool of preventive vigilance, implementation of e-procurement/e-tendering of services and ensuring 100% e-payment, is being meticulously followed up by the Vigilance Deptt. and is also discussed regularly in the monthly structured meeting between the CVO and the CMD. Regarding e-payment, near 100% achievement has been made by March 2010 in CCL HQ and some areas of CCL. For the period April'09 to March'10 e-payment in CCL (Hqrs)

to the tune of Rs.236.92 crore has been made to 138 parties. The provision of e-payment has been made an integral part of NIT, at the instance of CCL, Vigilance. Regarding e-tendering of services on the modality of reverse bidding, it has been reported that approval of the Competent Authority have been communicated to the service provider and very shortly the process of e-tendering/e-procurement will start in CCL.

34. CORPORATE GOVERNANCE

Your Company believes that great Companies are built on the foundation of good governance practices. The Corporate Governance is all about effective management of relationships among constituents of various stakeholders – shareholders, management, employees, customers, vendors, regulatory authorities and the community at large. Your Company strongly believes that this relationship can be strengthened through corporate fairness, transparency and accountability. Your Company places prime importance on reliable financial information, integrity, transparency, empowerment and compliance with the laws in letter and spirit.

A report on Corporate Governance is placed at **Annexure-I** and a Certification from Auditors regarding compliance of conditions of Corporate Governance by your Company for the year ended 31st March 2010 is also placed at **Annexure-II** to this report.

35. BOARD OF DIRECTORS:

During the year under reference your Directors held 09 (nine) Board Meetings. Your Company had the following Directors on the Board including Non-official Part-time Directors and Permanent Invitees, as on 13-07-2009 i.e. the date of the 53rd Annual General Meeting:

1. Shri R.K. Saha, Chairman-cum-Managing Director,
2. Shri D.N. Prasad, Director(Tech.), MoC,
3. Shri R. Mohan Das, Director(P&IR),CIL,
4. Shri T.K. Chand, Director (Personnel),
5. Shri T.K. Nag, Director(Tech./Oprn.).

Non-official Part-time Directors :

1. Dr. Kalyan Sen,
2. Ms. Rama Rani Hota, and
3. Shri M.K. Sinha.

Permanent Invitees:

1. Shri R.S. Pandey, IRTS, COM, E/C Rly.
2. Shri S.K. Satapathy, IAS, Secretary (Mines & Geology), Govt. of Jharkhand.

After the AGM held on 13-07-2009, Shri N.N. Sinha, IAS was appointed as Secretary (Mines & Geology), Govt. of Jharkhand, has taken over charge on 04/09/2009(A/N) vice Shri S.K. Satapathy, IAS.

Subsequently, Shri R.K. Mahajan, IAS, Jt. Secretary, MoC, New Delhi was appointed as a Part-time Director of CCL vice Shri D.N. Prasad as conveyed by the MoC letter No.21/2/98-ASO dated 27th January, 2010.

Shri Abhijit Chatterjee has been appointed as Director(Finance), CCL as conveyed by the MoC letter No.21/2/2009-ASO dt. 22 /02/2010 and taken over charge of the new post w.e.f. on 08th March, 2010.

Further, Shri Gautam Basu and Shri S.K. Sarkar have been appointed as non-official part time Directors as conveyed by the MoC letter No. 21/35/2005-ASO(II) dt. 27/04/2010.

Accordingly, your Company has the following Directors including five non-official Part-time Directors on the Board as on 15-05-2010 i.e. the date of the 54th Annual General Meeting:

1. Shri R.K. Saha, Chairman-cum-Managing Director,
2. Shri R.K. Mahajan, Director (Tech.), MoC,
3. Shri R. Mohan Das, Director (P&IR),CIL,
4. Shri T.K. Chand, Director (Personnel),
5. Shri T.K. Nag, Director (Tech./Oprn.),
6. Shri A. Chatterjee, Director (Finance).

Non-official Part-time Directors :

1. Dr. Kalyan Sen,
2. Ms. Rama Rani Hota,

3. Shri M.K. Sinha.
4. Shri Gautam Basu, and
5. Shri S.K. Sarkar.

Permanent Invitees:

1. Shri R.S. Pandey, IRTS, COM, E/C Rly.
2. Shri N.N. Sinha, IAS, Secretary (Mines & Geology), Govt. of Jharkhand,

36. DIRECTORS' RESPONSIBILITY STATEMENT:

Pursuant to the requirement under Section 217(2AA) of the Companies (Amendment) Act 2000, with respect to Directors' Responsibility Statement, it is hereby confirmed:

That in the preparation of the accounts for the financial year ended 31st March 2010, the Uniform Accounting Policy approved by CIL, the Holding Company, has been followed. The said uniform Accounting Policy has been drawn in compliance with the Accounting Standards issued by the ICAI subject to a few deviations from Accounting Standards which are not material in nature;

That the Directors have selected such accounting policies and applied them consistently and made judgements and estimates that were considered reasonable and prudent so as to give a true and fair view of the state of affairs of the Company at the end of the financial year and of the profit and loss of the Company for the year under review.

That the Directors have taken proper and sufficient care for the maintenance of adequate accounting records in accordance with the provisions of the Companies Act, 1956 for safeguarding the assets of the Company and for preventing and detecting fraud and other irregularities;

That the Directors have prepared the annual accounts for the financial year ended 31st March 2010 on a 'going concern' basis.

37. AUDITORS OF THE COMPANY:

Under Section 619(2) of the Companies Act, 1956 the following Chartered Accountants Firms were appointed by the Comptroller and Auditor General of India for auditing the Financial

Accounts of your Company for the year 2009-10:

Statutory Auditors:

V.K. Jindal & Co.,
GG 3, Shree Gopal Complex,
Third floor, Court Road,
Ranchi -834001, Jharkhand.

Branch Auditors:

M/s. V K Jindal & Co.
GG3, Shree Gopal Complex,
Third Floor, Court Road.Ranchi.

M/s. Lodha Patel Wadhwa & Co.
304, Shreelok Complex
4-H.B. Road, Ranchi.

M/s. K. C. Sarkar & Co.
Ranchi

M/s. K. C. TAK & Co.
1, New Anantpur,Ranchi-834002

In its 366th meeting held on 02/04/2010, the Board of your Company approved 25% enhancement of Statutory Audit fees over and above the existing fees w.e.f . the financial year 2009-10, without any revision in the Out of Pocket Expenses. The proposed Audit fees work out to Rs. 10,79,625.00 excluding the Service Tax, Education Cess etc. as applicable (against existing fees Rs. 8,63,700.00) and the existing Out of Pocket Expenses to Rs. 4,31,800.00 where no revision has been recommended.

Office of the Comptroller and Auditor General of India will be moved for the appointment of Statutory Auditor/Branch Auditors for the year 2010-11 under Section 619(2) of the Companies Act, 1956.

38. AUDIT COMMITTEE OF DIRECTORS:

With the approval of the Board of Directors, CCL, at its 365th meeting held on 26/02/2010, re-constitution of Audit Committee of Directors has been made as detailed below:

- | | | |
|--|-----|----------|
| 1. Ms. Rama Rani Hota, Non-official part-time Director | ... | Chairman |
| 2. Dr. Kalyan Sen, Non-official part-time Director | ... | Member |
| 3. Shri R.K. Mahajan, Joint Secretary, MOC. | ... | Member |
| 4. Shri R. Mohan Das, D(P&IR), CIL | ... | Member |
| 5. Shri M.K.Sinha, Non-official Part-time Director | ... | Member |

Besides the above, Shri R.S. Pandey, COM, EC Rly., presently Permanent Invitee on the CCL Board, shall continue to be an "Invitee" to ACD.

During the year ended 31st March, 2010, 6(six) meetings were held on 04.06.09, 29.06.09, 28.08.09, 19.11.09, 23.12.09 & 26.02.2010.

39. ACKNOWLEDGEMENT

Your Directors express their sincere thanks to the Government of India in general and Ministry of Coal and Coal India Limited in particular for their valuable guidance and unstinted support to your Company towards attainment of the objectives of the Company. Your Directors also thank the Government of Jharkhand and other State Governments for their co-operation and valuable assistance extended to your Company. Your Directors convey their thanks to all the employees of the Company for their whole-hearted co-operation and devotion to duty.

Your Directors are fully confident that the employees of all ranks would continue to strive hard to improve the performance of the Company in the coming years. Your Directors also acknowledge, with thanks, the assistance and guidance rendered by the Statutory Auditors, Tax Auditors, the Comptroller & Auditor General of India and the Registrar of Companies, Bihar & Jharkhand.

40. ADDENDA

The following papers are annexed hereto for your consideration:

- (i) Addendum to the Directors' Report pursuant to Section 217 of the Companies Act, 1956 giving:

- (a) Particulars of employees who were in receipt of remuneration Rs.24,00,000/- per annum/ Rs.2,00,000/- per month or more, if employed for the year or part thereof.
- (b) Details of Foreign Exchange Earning & Outgo.
- (c) Details about Research and Development activities of the Company.
- (ii) Comments of the Comptroller and Auditor General of India under section 619(4) of the Companies Act, 1956.
- (iii) Review of the Accounts of the Company for the year ended 31st March 2010 by the Comptroller & Auditor General of India.
- (iv) Addendum to the Director's Report under Section 217(3) and 227(2) of the Company's Act, 1956 stating statutory Auditor's Report and Management's reply thereon.

For & on behalf of the Board of Directors

Sd/-

(R. K. Saha)

Chairman-cum-Managing Director

REPORT ON CORPORATE GOVERNANCE

1. PHILOSOPHY

CCL management continues to strive for excellence in good governance and responsible management practices.

Corporate Governance at CCL is based on the following main principles :

1. Constitution of a Board of Directors of appropriate composition, size, varied expertise and commitment to discharge its responsibilities and duties,
2. Ensuring timely flow of information to the Board and its Committees to enable them to discharge their functions effectively,
3. Independent verification and safeguarding integrity of the Company's financial reporting,
4. A sound system of risk management and internal control,
5. Timely and balanced disclosure of all material information concerning the Company to all stakeholders,
6. Transparency and accountability,
7. Compliance with all the applicable rules and regulations,
8. Fair and equitable treatment of all its stakeholders including employees, customers, shareholders and investors.

Your Company as a Corporate Citizen believes in adhering to the highest standards of Corporate Governance. CCL provides appropriate access to information to the citizens of India under the provision of the Right to Information Act, 2005.

It is not merely compliance and simply a matter of creating checks and balances; it is an ongoing measure of superior delivery of Company's objectives with a view to translate opportunities into reality. It involves leveraging its resources and aligning its activities to national need, shareholders benefit and employee growth, thereby delighting all its stakeholders, while minimizing the risks. The primary objective is to create and adhere to a corporate culture of conscience and consciousness, transparency and openness, fairness, accountability, propriety, equity, sustainable value creation, ethical practices and to develop capabilities and identify opportunities that best serve the goal of value creation, thereby creating an outperforming organization.

2. BOARD OF DIRECTORS

The Board of Directors of your Company as on 31st March, 2010 comprised of 11 Directors, viz. 4 Functional Directors (including CMD), 2 part-time Directors, 3 non-official part-time Directors (Independent Directors) and 2 Permanent Invitees to the Board.

During the financial year ended March 31st, 2010, 9 (Nine) number of Board meetings were held on 28.04.09, 04.6.09, 29.06.09, 30.07.09, 28.08.09, 14.10.09, 19.11.09, 23.12.09 & 26.02.10. Thus, the maximum time gap between consecutive Board meetings was not more than three calendar months.

CENTRAL COALFIELDS LIMITED

The details of the composition of Board of Directors, Directors attendance at the Board meeting, number of Directorship in other Companies and membership in other committees, etc. during the year are as follows:

Sl.No	Name & Designation	Category	Board meetings		No. of other Directorships	Membership in other committees of Board	
			Held during the tenure	Attended		Audit Committee	Empowered Sub Committee (for Projects)
1.	Shri R.K. Saha, Chairman-cum-Managing Director	Functional Director	9	9	SCOPE	—	Chairman
2.	Shri T.K. Chand, Director (Personnel)	Functional Director	9	9	Nil	—	—
3.	Shri T.K. Nag Director (Tech.)	Functional Director	9	9	Nil	—	Member
4.	Shri A. Chatterjee Director (Finance)*	Functional Director	—	—	Nil	Special Invitee	Member
5.	Shri R. K. Mahajan Joint Secretary, MoC Govt. of India **	Part-time Director	1	1	MCL	Member	Member
6.	Shri D. N. Prasad Dir. (Tech.), MoC ***	Part-Time Director	8	8	Nil	Member	Member
7.	Shri R. Mohan Das ### Director (P&IR), CIL	Part-Time Director	9	9	(i) CIL (ii) WCL	Member	—
8.	Dr. Kalyan Sen	Non-Official Part-Time Director	9	9	Indian Mining Consulting Pvt. Ltd. Kolkata	Member	—
9.	Ms. Rama Rani Hota	Non-Official Part-Time Director	9	7	Nil	Chairman	—
10.	Shri M. K. Sinha ###	Non-Official Part-Time Director	9	9	(i) MP Monnet Mining Co. Pvt. Ltd. (ii) Monnet Ispat & Energy Ltd. (iii) M/s Clean Coal Ltd. Enterprises Pvt. Ltd.	Member	Member
11.	Shri R. S. Pandey COM, EC Rlys.	Permanent Invitee	9	5	Not Applicable	Special Invitee	Special Invitee
12.	Shri S. K. Satapathy, IAS Secy., Govt. of Jharkhand #	Permanent Invitee	5	1	Not Applicable	—	—
13.	Shri N. N. Sinha, IAS, Secy., Mines & Geology, Govt. of Jharkhand ##	Permanent Invitee	4	—	Not Applicable	—	—

* Joined as Director (Finance) w.e.f. 8.03.2010

** Inducted as Part-Time Official Director w.e.f. 27.01.2010.

*** Ceased to be Director w.e.f. 27.01.2010.

Ceased to be Permanent Invitee w.e.f. 04.09.2009.

Joined as Permanent Invitee w.e.f. 04.09.2009.

Joined as member of Audit Committee of Directors w.e.f. 19.11.09

SCHEDULE FOR REMUNERATION OF CMD AND OTHER DIRECTORS FOR THE YEAR 2009-10:**A. Functional Directors:**

Name	Relationship with other Director	Business relationship with the company	Remuneration for the year 09-10 (Rs.)									
			Salary & Allow.	HRA	Leave Encashment	Ex-Gratia	CMPF Cont.	Med. Expenses	LTC	LLTC	Gratuity	Total
Shri R.K. Saha	Nil	Chairman-cum-Managing Director	1443475.50	0.00	0.00	0.00	154516	0.00	0.00	0.00	0.00	1597991.50
Shri T.K. Chand	Nil	Director (Personnel)	1360221.39	0.00	0.00	0.00	148210	76518.00	0.00	0.00	0.00	1584949.39
Shri T.K. Nag (Assumed on 24.05.08 (F/N).	Nil	Director (Tech.)	1264378.00	0.00	79335.90	0.00	145040	280528.13	24632.00	0.00	0.00	1793914.03
Shri A. Chatterjee (Assumed on 08.03.10)	Nil	Director (Finance)	84419.00	9967.00	0.00	0.00	7828	0.00	0.00	0.00	0.00	102214.00

Service contract

All the Directors of the Company are appointed by the President of India. The terms & conditions of all the whole time Functional Directors are decided by the President of India in terms of Articles of Association of the Company.

B. Part-time Directors:

No remuneration is paid to the Part-time Directors by the Company.

C. Non-official Part Time Directors

No remuneration is being paid, except sitting fee for attending the Board/Committee meetings.

3. BOARD COMMITTEE**(i) Empowered Sub-Committee of Directors**

In compliance with the principles of Corporate Governance, Empowered Sub-Committee of Directors, has been re-constituted at 365th meeting of the Board of Directors held on 26.02.2010 for evaluation, appraisal & approval of projects, comprising the following:

- | | | | |
|----|--|---|-----------------|
| 1. | Chairman-cum-Managing Director, CCL | — | Chairman |
| 2. | Joint Secretary, MoC | — | Member |
| 3. | Shri M.K. Sinha
(Non-official part-time Director) | — | Member |
| 4. | Director (Technical/Oprn.), CCL | — | Member |
| 5. | Director (Finance), CCL | — | Member |
| 6. | Chief Operations Manager, EC Rly. | — | Special Invitee |

(ii) Audit Committee of Directors

Subsequent to the induction of 3 non-official part-time Directors on the Board of your Company, in compliance with the directives on Corporate Governance, the Board at its 343rd meeting held on 07.12.2007 accorded approval for reconstitution of the Audit Committee of Directors(ACD) with the following Directors:

- | | | |
|----|---|--------------|
| 1. | Ms. Rama Rani Hota, Non-official part-time Director | ... Chairman |
| 2. | Dr. Kalyan Sen, Non-official part-time Director | ... Member |
| 3. | Shri D.N. Prasad, Director(Technical), MOC. | ... Member |

Subsequently, at 365th meeting of the Board of Directors held on 26.02.2010, the Audit Committee of Directors was re-constituted by the Board comprising of the following:

- | | | |
|----|---|--------------|
| 1. | Ms. Rama Rani Hota, Non-official part-time Director | ... Chairman |
| 2. | Dr. Kalyan Sen, Non-official part-time Director | ... Member |
| 3. | Shri R.K. Mahajan, Joint Secretary, MoC | ... Member |
| 4. | Shri R. Mohan Das, Director(P&IR), CIL | ... Member |
| 5. | Shri M.K. Sinha, Non-official part-time Director | ... Member |
| 6. | Shri R.S. Pandey, Non-official part-time Director | ... Invitee |

The terms of reference of Audit Committee inter-alia are to oversee the Company's financial reporting process, review of internal control system, adequacy of internal audit functions. The Audit Committee periodically reviews reports of the Internal Auditors, interacts with the Statutory and Internal Auditor and also reviews the half yearly and annual financial statement before submission to the Board.

During the year ended 31st March,2010, 6 meetings of ACD were held on 4.06.09, 29.06.09, 28.08.09, 19.11.09, 23.12.09 & 26.02.10. The Company Secretary is also the Secretary to the Audit Committee.

The details of attendance of Members at the Audit Committee Meetings of the Company held during the year 2009-10 are as under:

Name	Audit Committee meeting		Remarks
	Held during the tenure	Attended	
Ms. Rama Rani Hota, Non-official part-time Director	6	5	Chairman of the ACD
Shri R. K. Mahajan, Joint Secretary, MoC	1	1	Member
Dr. Kalyan Sen, Non-official part-time Director	6	6	Member
Shri D.N. Prasad, Director, MOC*	5	5	Member
Shri M.K. Sinha, Non-official part-time Director **	2	2	Member
Shri R. Mohan Das, Dir.(P&IR),CIL	2	2	Member
Shri R.S. Pandey, COM, EC Rlys.	6	3	Special Invitee

* Ceased to be a member w.e.f. 27.01.2010.

** Acted as Chairman of ACD Meeting held on 23.12.09 in absence of Ms. Rama Rani Hota.

STATUTORY AUDITORS

Under Section 619(2) of the Companies Act, 1956 the following Chartered Accountants Firms were appointed by the Comptroller and Auditor General of India for auditing the Financial Accounts of your Company for the year 2009-10:

Statutory Auditors:

M/s. V. K. Jindal & Co.,
GG 3, Shree Gopal Complex,
Third floor, Court Road,
Ranchi -834001, Jharkhand.

Branch Auditors:

M/s. V. K. Jindal & Co.
GG3, Shree Gopal Complex,
Third Floor, Court Road.Ranchi-834001, Jharkhand

M/s. Lodha Patel Wadhwa & Co.
304, Shreelok Complex,
3rd Floor, 4-H.B. Road, Ranchi, Jharkhand

M/s. K. C. Sarkar & Co.
Ranchi

M/s. K. C. TAK & Co.
1, New Anantpur, Ranchi-834002, Jharkhand

ANNUAL GENERAL MEETING

Particulars of the Annual General Meetings of the shareholders held during last 3 years :

Year	Date & Time	Location	Attendance	Special Resolution, if any
2006-07	9th August'07 At 11.00AM	Darbhangha House, Ranchi.	1. Shri R.P.Ritolia, Member & Chairman, 2. Shri U.S.Neogi, Rep. of CIL	N I L
2007-08	5th July'08 At 10.30 AM	Darbhangha House Ranchi	1. Shri R. P. Ritolia Member & Chairman 2. Shri S. Chakraborty Rep. of CIL	Amendment in clauses 37 (b) (i) 37(b)(vi), 48 (7), 48(18)(ii), 48(25), 48(26) and 48(27) of Articles of Association of the Company and approval of Revised Delegation of Powers as approved by the Board at its 346th meeting held on 29.04.08 vide Item No. 4 (13).
2008-09	13th July'09 10.30 A.M.	Darbhangha House Ranchi	1. Shri R. K. Saha Member & Chairman 2. Shri P. V. Krishna Rep. of CIL	N I L

N.B. : No special resolution was passed through postal ballot at any of the General Meetings of the Members held during the above three years.

4. DISCLOSURES:

Related Party Transactions

As per the disclosures given by the Directors of the Company, there were no material related party transactions that have potential conflicts with the interests of the Company at large.

Code of Conduct for Directors and Senior Executives

A Code of Conduct for Directors and Senior Executives was placed before the Board of Directors of CCL at their 348th meeting held on 2.07.08 and has been uploaded on the website of CCL www.ccl.gov.in. An Acknowledgement of receipt of code of conduct and Affirmation regarding compliance with the same for the year ending March'10 has been done.

Delegation of Power:

Delegation of Power of CMD & Board of Directors was revised in 367th meeting of Board of Directors held on 11.05.10.

As per direction of CVC and CVO, CCL, Delegation of Powers have been uploaded on the websites of CCL : www.ccl.gov.in.

Accounting Treatment

The Financial Statements are prepared in accordance with applicable Mandatory Accounting Standards and relevant presentational requirements of the Companies Act, 1956.

Risk Management

As a part of strategic business policy, due importance is given to the process of risk identification, assessment and mitigation control in different functional areas of the organization. Inherent risk due to external and internal factors is assessed and necessary mitigation control measures are taken through policies and systems to manage the risk effectively.

5. MEANS OF COMMUNICATION:

Operational & Financial Performance of the Company are published in Leading English Newspapers and also in local dailies. In addition to above, the financial results are also displayed in the Company's Website.

6. AUDIT QUALIFICATIONS:

It is always the Company's endeavour to present unqualified financial statements. Management Reply to the Statutory Auditors' observation on the Accounts of the Company for the year ended 31st March, 2010 are furnished as an Annexure to Directors' Report. Comments of the Comptroller and Auditor General of India Under Section 619(4) of the Companies Act, 1956 on the Accounts of Central Coalfields Limited for the year ended 31st March, 2010 is also enclosed.

7. TRAINING OF BOARD MEMBERS:

The Functional Directors are the head of their respective functional areas by virtue of their possessing the requisite expertise and experience and are aware of the business model of the Company as well as the risk profile of the Company's business. The Part-time Directors are fully aware of the Company's business model. The risk profile of the Company's business has been well defined by the Board and the Board Members are appraised periodically on the same.

8. MECHANISM FOR EVALUATION OF PART-TIME DIRECTORS

The performance of Part-time Directors representing the Ministry of Coal & Coal India Limited (Holding Company), is evaluated as per the rules of their respective departments. The Non-Official Part-time Directors are selected by Government of India for appointment as Board Members through Ministry of Coal and Department of Public Enterprises. Generally the appointment is made for a tenure of three years.

9. WHISTLE BLOWER POLICY:

Being a PSU, the records of the Company are open for audit by C&AG and open for inspection by Vigilance/CBI etc.

Your Company has an independent Vigilance Deptt., headed by a Chief Vigilance Officer. The Vigilance Deptt. functioning under the overall guidance of the Central Vigilance Commission, mainly lays stress on preventive vigilance.

10. INTEGRITY PACT:

An MOU for implementation of Integrity Pact was signed between your Company and Transparency International; India on 11th August 2008 at New Delhi. The said MOU was placed for information to the Board at its 350th meeting held on 23/08/2008.

11. COMPLIANCE BY THE COMPANY:

In compliance with the guidelines on Corporate Governance, a quarterly compliance report is sent to MoC as well as to Deptt. of Public Enterprises, Ministry of Heavy Industry & Public Enterprises, New Delhi.

12. UN GLOBAL COMPACT:

The Global Compact is a framework for businesses that are committed to aligning their operation and strategies with ten universally accepted principles in the area of human rights, labour, environment and anti-corruption. As the World's largest global corporate citizenship, the Global Compact is first and foremost concerned with exhibiting and building the social legitimacy of business and markets. Top companies of the world are members of UN Global Compact. Your Company had submitted a report on the Corporate Social Responsibility (CSR) activities to UN Global Compact to admit CCL as its member. Based on performance in CSR, UN Global Compact confirmed the membership of your Company. Since then your Company has stepped up its CSR activities with application of business excellence principles and making CSR a key business process. Your Company emphasizes on Triple Bottom Line i.e. People, planet and profit with "People" as its first principle. Some of the innovative CSR Schemes taken up by your Company are: Operation Jyoti, Akshar Jyoti, Girl Child Promotion, Model Village Development, CSR Ambulances, CSR Clinics, Adoption of Blind Girl/Child etc. CSR activities of your Company has helped to cultivate goodwill of the people in the command areas, State Administration, Media and other stakeholders. Your Company has also received words of praise for its CSR activities from Parliamentary Committee on Labour, Global Compact Society of India, CAG Audit and EAC of MOEF. Sri R.K. Saha, CMD of your Company has been conferred with Vice-President position of Global Compact Society of India to promote corporate leadership in CSR in Eastern India region.

Annexure-IA

Profile of Directors

Board of Directors of CCL consists of CMD, D (P), DT (O), D (F), DT (P&P) – vacant, two Govt./CIL Nominee Directors & 5 non-official part time Directors (Independent Directors).

Brief resume of all Functional Directors, their qualification, domain, experience & expertise, their membership in professional bodies, Chairman/Directorship in other companies etc. are given below :

Mr. Ranjan Kumar Saha is heading Central Coalfields Ltd. (CCL) as Chairman-cum-Managing Director (CMD) since 01.08.2008. Before taking over as CMD CCL, Mr. Saha had successfully shouldered varied higher responsibilities such as Director Technical (Operation) and Director Technical (Project & Planning) of CCL, CGM/Technical Secretary to Chairman, Coal India Limited (CIL) etc.

He is a Graduate from ISM, Dhanbad with 1st class Mines Manager Certificate of Competency. Sri Saha started his professional career as a Mining Engineer by joining Central Mine Planning & Design Institute Limited (CMPDIL) and has also worked in various CIL subsidiaries like BCCL, ECL and CIL Corporate office before joining as Director (Tech), CCL. While in CMPDIL, he has underwent training in UK under 'Colombo Plan' in 1981 on "Operational Planning for Mechanized Longwall Faces". Besides, Mr. Saha has represented high-powered business missions abroad and visited countries like USA, Germany, UK, Singapore and Poland. Sri Saha is considered instrumental in successful introduction of mechanization in underground mines of the subsidiary Companies of CIL. During his tenure in ECL from 1999 to 2005, he made significant contribution in turning around the Company (ECL), which registered maiden profit in 2005-06.

CCL got the status of Mini Ratna Category-I company during his tenure as Director (Technical). As CMD, CCL he steered the company to achieve the highest production level of 47.08 MT with a record profit of Rs.1533.05 crore (PBT) in FY 2009-10.

He has been associated with various professional bodies viz. Secretary to Mining, Geological & Metallurgical Institute of India (MGMI), Asansol Chapter during his stint at ECL and presently, the Vice President of MGMI (Apex Body), member of the Executive Board of SCOPE (Standing Conference on Public Enterprise) and also the Vice-president of the Eastern Region Chapter of United Nation Global Compact. He is also a member of Consultative Committee of East Central Railway.

Shri T. K. Chand is working as D (P) & Dir. I/c (S&M), CCL. He has more than 24 years of experience in Steel Industry in different capacities in Rashtriya Ispat Nigam Ltd. (Visakhapatnam Steel Plant). A Best Graduate with Gold Metal and Post Graduate Diploma in Management with Bachelor in Law, Sri Chand has handled all areas of HR functions, liaison and coordination. During his tenure in Rashtriya Ispat Nigam Limited, Vishakhapatnam Steel Plant, he had worked for Introduction of Productive Work Culture, Organization Restructuring, Introduction of non-unionized supervisory cadre, Incentive Scheme for beyond capacity utilization etc. He won "Jawaharlal Nehru Award" for outstanding performance as an executive in RINL, Visakhapatnam Steel Plant.

Sri Chand joined CCL as Director (Personnel) on 12.07.2007 and has brought a paradigm shift in HR functioning. Due to his initiatives in the areas of Welfare & CSR, the Company has earned good name and has become member of UN Global Compact. In CCL, Sri T. K. Chand has also worked in the areas of Sales and Marketing looking after corporate promotions/product promotion, logistics including dispatch, Arbitration & Court cases in Marketing etc. since 12.07.2007 and then as Director I/c (Sales & Marketing) w.e.f. 01.04.2009 till day. He made significant contribution in the areas of

Sales & Marketing and in 2009-10, the total turnover of CCL registered all time high of Rs. 6292 Crores.

He has undergone training in Advanced Management Programme on Capacity Building in Marketing Management, Quality Management in Enterprises in International Centre for promotion of Enterprises (ICPE), Slovenia (Western Europe) sponsored by DPE, Govt. of India. He was adjudged as outstanding performer in Certificate Course in Corporate Governance by SCOPE and Dept. of Public Enterprises for Directors and CMDs. He has also taken training in Queensland University, Australia in Advanced Management.

Sri Tapas Kumar Nag is working as Director (Tech/Opr), in CCL. He is a Graduate from the Indian School of Mines (ISM), Dhanbad 1979. He joined as JET in Bachra Colliery under NK Coalfields, CCL and rose to the position of Project Officer, Piparwar. In 2002, he was transferred to GEVRA Project under SECL as Project Officer and worked there till February, 2006. In March, 2006, he was shifted to Dipka mines and served as a Project Officer up to April, 2007. He was promoted as CGM in April, 2007 of Sohagpur Area under SECL and continued till May, 2008. He became Director of CCL in May, 2008 & worked as Dir (Tech/P&P) from 24.05.2008 to 31.07.2008 and is currently Dir (Tech/Opr) in CCL from 01.08.08. till date.

Sri T. K. Nag was instrumental in raising the production capacity from 18 MT to 26 MT at GEVRA Project under SECL in a span of 3¹/₂ years. He introduced Surface Miner Technology thereby which the capacity of running mining system improved. He has got around 20 years of experience in U/G mining. He was sent to Australia in 1992 and attended a 3¹/₂ months course on Advance Under Ground Mining at WOLLONGONG UNIVERSITY in New South Wales and gained exposure on Roof Bolting Technology and Long Wall Mining. He has also visited Australia, Philippines for training & business. CCL coal production plan developed by Sri Nag has given a decisive push and production registered all time high of 47 MT in 2009-10. Due to his effort, after more than 10 years, a new mining project Purnadih in NK area could be opened. His constant follow-up has helped in getting environmental clearance for some important projects of CCL.

Sri Abhijit Chatterjee, ACA is working as Director (Finance) in Central Coalfields Limited from 08.03.2010. Before his joining in CCL, he has worked in Bharat Earth Movers Ltd. (BEML) in the capacity of General Manager, Chief General Manager and Executive Director (Finance) from 01.10.1997 till 05.02.2010.

He has rich experience in financial management of the company and has made significant contribution in BEML viz. Treasury Management, Customs Excise Duty, Service Tax, Insurance, Rail & Metro and Defence Product business marketing etc. Due to efforts along with his team members, BEML got benefit of around 8 Crores in the area of Treasury Management. He was instrumental in arranging Marine-cum-storage-cum-erection Policy covering the risks of transit, storage, construction, fabrication, installation and commissioning in respect of Bangalore Metro Rail business for a period of 82 months from 18.02.2009 valued at Rs. 3.58 crores (approx) payable in 15 installments. He has also arranged Professional Indemnity Insurance to cover any risk arising out of professional negligence and errors in the design works from the period of commencement of work till 5 years after the date of issue of the performance certificate valued at Rs. 4.25 crores (approx) in 4 installments. These insurance covers were arranged for the first time in BEML by involving quotes for 10 underwrites in a very transparent manner within a period of 47 days only. He has also contributed in settling matters on Customs and Excise Duty related cases and as a result the company saved a substantial working capital of Rs. 54.86 Crores. Currently, on behalf of CCL, he is organizing IPO proposed to be floated by CIL.

Annexure-II

V. K. Jindal & Co.

Chartered Accountants

Shri Gopal Complex (3rd Floor)

Court Roat, Ranchi-834001

Ph : 0651-2203307

Mobile : 9341140808

Fax : 0651-2203308

RANCHI-VARANASI-HAZARIBAGH-BHAGALPUR-DELHI-AHMEDABAD

E-mail : vkjindalandco@gmail.com

To

The Members,
M/s. Central Coalfields Limited.

1. We have examined the compliance of conditions of Corporate Governance by Central Coalfields Limited for the year ended 31st March, 2010 although Clause 49 of the Listing Agreement is not applicable to the Company.
2. The compliance of conditions of Corporate Governance is the responsibility of the Management. Our examination was limited to procedures and implementation thereof, adopted by the Company for ensuring the compliance of the conditions of Corporate Governance. It is neither an audit nor an expression of opinion on the financial statement of the Company.
3. In our opinion and to the best of our information and according to the explanations given to us and the representations made by the Directors and the Management, we certify that the Company has complied with the conditions of Corporate Governance.
4. We further state that such compliance is neither an assurance as to the future viability of the Company nor the efficiency or effectiveness with which the Management has conducted the affairs of the Company.

For V. K. Jindal & Co.

Chartered Accountants

Sd/-

(Suresh Agarwal)

Partner

Membership No. : 072534

ICAI Firm Reg. No. : 001468C

Place: Kolkata

Date : 11th May, 2010

ANNEXURES FORMING PART OF DIRECTORS' REPORT (For the Year Ended 31.3.2010)

Annexure-III

**INFORMATION AS PER SECTION 217 (2A) OF THE COMPANIES ACT, 1956
READ WITH COMPANIES (PARTICULARS OF EMPLOYEES) RULES 1975 AS AMENDED**

LIST OF EMPLOYEES DRAWING Rs. 24.00 LAKH OR MORE DURING THE YEAR 2009-10

Sl. No.	Name	Description	Remuneration during the year (Rs.)	Nature of Employment Permanent/ Temporary	Qualification	Experience (in Years)
Nil		NA	NA	NA	NA	NA

EMPLOYEES WHO ARE IN RECEIPT OF REMUNERATION AT A RATE WHICH IN THE AGGREGATE WERE NOT LESS THAN Rs. 2.00 LAKH PER MONTH FOR PART OF THE YEAR 2009-10

Sl. No.	Name	Description	Remuneration during the year (Rs.)	Nature of Employment Permanent/ Temporary	Qualification	Experience (in Years)
Nil		NA	NA	NA	NA	NA

Annexure-IV**FOREIGN EXCHANGE EARNING & OUTGO**

- (i) Activities relating to exports, initiatives taken to increase exports, development of new export markets for products, services and export plans.

Company is not engaged in export activities

- (ii) Total Foreign Exchange used and earned

(Rs. in Lakh)

Sl. No.	Description	2009-10	2008-09
(A)	Foreign Exchange used		
1.	Interest	204.54	44.69
2.	Agency Commission	0.58	0.43
	Total	205.12	345.12

- (B) Foreign Exchange Earned**

No earning by the Company

FORM B**Form for disclosure of particulars with respect to absorption****RESEARCH AND DEVELOPMENT(R&D)**

1. Specific area in which R&D carried out by the Company	The Company does not have its own Research & Development (R&D) set up. CMPDIL, a subsidiary of Coal India Ltd. (CIL) does the R&D work centrally for all the subsidiaries of CIL.
2. Benefits derived as a result of the above R&D	NA
3. Future plan of action	NA
4. Expenditure on R&D:	NA
(a) Capital	
(b) Recurring	
(c) Total	
Total R&D expenditure as a percentage of total turnover	NA

TECHNOLOGY ABSORPTION, ADAPTATION AND INNOVATION

1. Efforts, in brief, made towards technology absorption, adaptation and innovation	Nil
2. Benefits derived as a result of the above efforts, e.g. product improvement, cost reduction, product development, import substitution, etc.	Nil
3. In case of imported technology (imported during the last 5 years reckoned from the beginning of the financial year), following information may be furnished:	
(i) Technology imported	Nil
(ii) Year of import	Nil
(iii) Has technology been fully absorbed?	Nil
If not fully absorbed, areas where this has not taken place, reasons therefore and future plans of action.	Nil

**COMMENTS OF
THE COMPTROLLER AND AUDITOR GENERAL OF INDIA
UNDER SECTION 619(4) OF THE COMPANIES ACT, 1956
ON THE ACCOUNTS OF CENTRAL COALFIELDS LIMITED, RANCHI
FOR THE YEAR ENDED 31ST MARCH, 2010**

The preparation of financial statements of Central Coalfields Limited, Ranchi for the year ended 31st March, 2010 in accordance with the financial reporting framework prescribed under the Companies Act, 1956 is the responsibility of the management of the Company. The statutory auditors appointed by the Comptroller and Auditor General of India under section 619(2) of the Companies Act, 1956 are responsible for expressing opinion on these financial statements under section 227 of the Companies Act, 1956 based on independent audit in accordance with the auditing and assurance standards prescribed by their professional body the Institute of Chartered Accountants of India. This is stated to have been done by them vide their Audit Report dated 11.05.2010.

I, on behalf of the Comptroller and Auditor General of India have conducted a supplementary audit under section 619(3) (b) of the Companies Act, 1956 of the financial statements of Central Coalfields Limited, Ranchi for the year ended 31st March, 2010. This supplementary audit has been carried out independently without access to the working papers of the statutory auditor and is limited primarily to inquiries of the statutory auditors and company personnel and a selective examination of some of the accounting records. On the basis of my audit nothing significant has come to my knowledge which would give rise to any comments upon or supplement to Statutory Auditors' Report under Section 619(4) of the Companies Act, 1956

For and on the behalf of the
Comptroller & Auditor General of India

Sd/-
(Nandana Munshi)
Principal Director of Commercial Audit &
Ex-Officio MAB-II
Kolkata - 20

Place : Kolkata

Dated : 12th May, 2010

**MINUTES OF THE 54th ANNUAL GENERAL MEETING OF
CENTRAL COALFIELDS LIMITED HELD IN THE REGISTERED OFFICE
AT DARBHANGA HOUSE, RANCHI ON 15TH MAY, 2010**

PRESENT:

1. **Shri R. K. Saha** .. Member & Chairman
2. **Shri D. K. Ghosh** .. Representative of CIL, a Corporate Member, and Proxy of Shri PARTHA S. BHATTACHARYYA, Member and Shri A. K. Sinha, Member.

SPECIAL INVITEE .. Shri A. Chatterjee, Director (Finance), CCL

IN ATTENDANCE:

Shri C. V. N. Gangaram, Company Secretary, CCL.

Shri R.K. Saha, Chairman-cum-Managing Director, took the Chair. Being informed about the receipt of consent for Shorter Notice from all the members of the Company as per Article 22 and about the presence of quorum pursuant to Article 24 of the Articles of Association of the Company, the Chairman welcomed **Shri D. K. Ghosh**, CGM (F), CIL, representative of CIL, and called the meeting to order.

The Statement of Accounts for the year 2009-10, Reports of Statutory Auditors as well as of Comptroller & Auditor General of India thereon, Management's comments on those Reports, and Review of Accounts by the Comptroller & Auditor General of India alongwith Directors' Report to the members, as circulated, were taken as read.

ORDINARY BUSINESS:

1. ADOPTION OF ACCOUNTS:

Thereafter, Shri R.K. Saha, Chairman & Member of the Company proposed that the audited Balance Sheet as on 31st March, 2010 and Profit & Loss Account for the year ended 31st March, 2010, Reports of Statutory Auditors as well as of Comptroller & Auditor General of India thereon, Management's comments on those Reports, and Review of Accounts by the Comptroller & Auditor General of India along with Directors' Report be received and adopted. The motion was seconded by Shri D. K. Ghosh and after detailed discussion, the Accounts were adopted unanimously.

2. A proposal to declare an amount of Rs.386.32 Crore as dividend on Equity Shares for the financial year ended 31st March, 2010 as recommended by the Board at its 367th meeting held on 11th May, 2010, was moved by the Chairman and was seconded by Shri Ghosh. The resolution was adopted unanimously.

3. A proposal as per the provisions of Article 34(iii) of the Articles of Association of the Company for re-appointment of Shri R. K. Mahajan, Jt. Secretary, Ministry of Coal, Govt. of India, as a Part-time Director of the Company was moved by the Chairman and seconded by Shri Ghosh. The resolution was adopted unanimously.
4. A proposal as per the provisions of Article 34(iii) of the Articles of Association of the Company for re-appointment of Shri R. Mohan Das, Director(P&IR), Coal India Limited, as a Part-time Director of the Company was moved by the Chairman and seconded by Shri Ghosh. The resolution was adopted unanimously.

There being no other matter for discussion, the meeting ended with a vote of thanks to the Chair.

Sd/-
(C. V. N. Gangaram)
Company Secretary

Sd/-
(R. K. Saha)
Chairman-cum-Managing Director

BALANCE SHEET AS AT 31ST MARCH, 2010

	Schedule	As at	
		31.3.2010	31.3.2009
		(Rs. in Lakh)	(Rs. in Lakh)
I. SOURCES OF FUNDS :			
1. Share Holders' Funds :			
(a) Share Capital	A	94000.00	94000.00
(b) Reserves & Surplus	C	172063.96	120682.60
		<u>266063.96</u>	<u>214682.60</u>
2. Loan Funds :			
(a) Secured		0.00	0.00
(b) Unsecured	E	11205.41	29397.58
		<u>11205.41</u>	<u>29397.58</u>
TOTAL		<u>277269.37</u>	<u>244080.18</u>
II. APPLICATIONS OF FUNDS :			
1. Fixed Assets :			
(a) Gross Block	F	465900.25	448490.81
Less : Depreciation		314281.44	303800.93
Net Block		<u>151618.81</u>	<u>144689.88</u>
(b) Capital Work in Progress (Net)	G	34304.70	31135.31
		<u>185923.51</u>	<u>175825.19</u>
2. Investments	H	5653.82	6596.12
3. Deferred Tax Assets		50727.97	56499.53
4. Current Assets, Loans & Advances :			
(a) Inventories	I	117717.53	96806.32
(b) Debtors	J	51244.83	74526.48
(c) Cash & Bank Balances	K	260700.75	181588.39
(d) Loans & Advances	L	120898.32	262270.48
(e) Other Current Assets	M	16082.32	11821.78
Total Current Assets, Loans & Advances		<u>566643.75</u>	<u>627013.45</u>
Less : Current Liabilities & Provisions	N	531679.68	621854.11
Net Current Assets		<u>34964.07</u>	<u>5159.34</u>
TOTAL		<u>277269.37</u>	<u>244080.18</u>
SIGNIFICANT ACCOUNTING POLICY	P		
NOTES ON ACCOUNTS	Q		
BALANCE SHEET ABSTRACT AND COMPANY'S GENERAL BUSINESS PROFILE	R		
CASH FLOW STATEMENT	S		

The schedules referred to above form an integral part of Accounts.

Sd/-
C. V. N. Gangaram
Company Secretary

Sd/-
H. Tiwari
General Manager (Finance)

Sd/-
A. Chatterjee
Director (Finance)

Sd/-
R. K. Saha
Chairman-cum-Managing Director

Place : Kolkata
Dated : 11.05.2010

Place : Kolkata
Dated : 11.05.2010

In terms of our report of even date
For **M/s V. K. Jindal & Co.**
Chartered Accountants
Sd/-
(Suresh Agarwal)
Partner
(M. no. 072534)
(Firm ICAI Reg. No. 001468 C)

PROFIT & LOSS ACCOUNT FOR THE YEAR ENDING 31ST MARCH, 2010

	Schedule	FOR THE YEAR ENDED 31.3.2010 (Rs. in Lakh)	FOR THE YEAR ENDED 31.3.2009 (Rs. in Lakh)
INCOME :			
Sales	1	548822.42	521088.78
Coal issued for other purposes	2(A)	109313.21	103844.53
Accretion/Decretion in stock	3	16243.95	-6993.82
Other Income	4	50585.90	46457.60
TOTAL INCOME		724965.48	664397.09
EXPENDITURE :			
Colliery consumption	2(B)	105315.47	102017.24
Consumption of Stores & Spares	5	50297.13	47980.00
Employees Remuneration & Benefits	6	232875.99	258928.00
Social Overhead	7	20292.92	19300.53
Power & Fuel	8	26689.97	25628.66
Repairs	9	19574.04	17378.46
Contractual Expenses	10	29276.90	31899.17
Miscellaneous Expenses	11	33608.73	37535.06
Overburden Removal Adjustment		18502.34	7198.27
TOTAL EXPENDITURE		536433.49	547865.39
GROSS OPERATING PROFIT		188531.99	116531.70
Interest	12(A)	1738.80	4351.05
Financial Charges	12(B)	185.84	330.60
Depreciation		20202.27	19005.30
Provisions	13(A)	12707.82	18511.96
Write-Off	13(B)	498.67	81.52
PROFIT FOR THE YEAR		153198.59	74251.27
Prior Period Adjustment (Credit)	14	106.42	2129.12
PROFIT BEFORE TAX		153305.01	76380.39
PROVISION FOR INCOME TAX		50659.06	48341.00
PROVISION FOR DEFERRED TAX		5771.56	-22142.64
FRINGE BENEFIT TAX		0.00	1189.12
PROV. FOR I.T. FOR EARLLIER YEAR		295.52	0.00
PROFIT AFTER TAX		96578.87	48992.91
APPROPRIATION			
General Reserve		15331.00	7974.00
C.S.R. Reserve		2161.80	0.00
Proposed Dividend		38632.00	19597.00
Tax on Dividend		6565.51	3330.51
PROFIT UPTO THE PREVIOUS YEAR		80128.60	62037.20
BALANCE CARRIED TO BALANCE SHEET		114017.16	80128.60
SIGNIFICANT ACCOUNTING POLICY	P		
NOTES ON ACCOUNTS	Q		
BALANCE SHEET ABSTRACT AND COMPANY'S GENERAL BUSINESS PROFILE	R		
CASH FLOW STATEMENT	S		

The schedules referred to above form an Integral part of Accounts

Sd/-
C. V. N. Gangaram
Company Secretary

Sd/-
H. Tiwari
General Manager (Finance)

Sd/-
A. Chatterjee
Director (Finance)

Sd/-
R. K. Saha
Chairman-cum-Managing Director

Place : Kolkata
Dated : 11.05.2010

In terms of our report of even date
For **M/s V. K. Jindal & Co.**
Chartered Accountants

Place : Kolkata
Dated : 11.05.2010

Sd/-
(Suresh Agarwal)
Partner
(M. no. 072534)
(Firm ICAI Reg. No. 001468 C)

SCHEDULE TO BALANCE SHEET AS AT 31ST MARCH, 2010

Schedule - A SHARE CAPITAL

	As at 31.3.2010 (Rs. in Lakh)	As at 31.3.2009 (Rs. in Lakh)
AUTHORISED :		
110,00,000 Equity shares (Previous year 110,00,000) of Rs. 1000 each.	110000.00	110000.00
	110000.00	110000.00
ISSUED, SUBSCRIBED AND PAID UP		
9400000 Equity Shares (Previous year 9400000) of Rs. 1000 each fully paid in cash	94000.00	94000.00
	94000.00	94000.00
Note : The entire share capital is held by Coal India Limited, Holding Company and its nominees.		

Schedule -C RESERVES AND SURPLUS

	As at 31.3.2010 (Rs. in Lakh)	As at 31.3.2009 (Rs. in Lakh)
General Reserve :		
Opening Balance	40554.00	32580.00
Add : Transfer from Profit & Loss A/c	15331.00	7974.00
Add : Transfer from Reserve for CSR	728.64	0.00
	56613.64	40554.00
Reserve for CSR :		
Opening Balance	0.00	0.00
Add : Transfer from Profit & Loss A/c	2161.80	0.00
Less : Transferred to General Reserve	728.64	0.00
	1433.16	0.00
Profit & Loss A/c		
Opening Balance	80128.60	62037.20
Add : Transfer from Profit & Loss A/c	33888.56	18091.40
	114017.16	80128.60
TOTAL	172063.96	120682.60

SCHEDULE TO BALANCE SHEET AS AT 31ST MARCH, 2010

Schedule - E

UNSECURED LOAN

		As at 31.3.2010 (Rs. in Lakh)		As at 31.3.2009 (Rs. in Lakh)
Loan from Holding Company	15727.44		30727.44	
Less Repayment	15727.44		15000.00	
	<u> </u>	0.00	<u> </u>	15727.44
Foreign Loans : (Through CIL Holding Company)				
World Bank Loan (CSRP)				
IBRD	5424.88		6703.11	
JBIC (JEXIM)	5780.53		6967.03	
	<u> </u>	11205.41	<u> </u>	13670.14
TOTAL		<u>11205.41</u>		<u>29397.58</u>

SCHEDULE TO BALANCE SHEET AS AT 31ST MARCH, 2010

Schedule - F FIXED ASSETS

(Rs. in Lakh)

PARTICULARS	GROSS BLOCK				DEPRECIATION				NET BLOCK	
	Cost As at 1.4.2009	Addition During the Period	Adjustment for Disposal/Dis-carded Fixed Assets	Total Cost As at 31.3.2010	Depre-ciation As at 1.4.2009	Depre-ciation For the Period	Adjust-ment For dispo-sal/Dis-carded etc.	Total Depre-ciation upto 31.3.2010	Net Block As at 31.3.2010	Net Block As at 31.3.2009
(A) COMPLETED ASSETS :										
LAND - Freehold	1126.88	528.66	0.00	1655.54	0.00	0.00	0.00	0.00	1655.54	1126.88
Leasehold	44689.92	4523.49	0.00	49213.41	27946.37	1868.11	0.00	29814.48	19398.93	16743.35
BUILDINGS	36780.26	66.73	459.64	37306.63	22318.62	737.35	0.00	23055.97	14250.66	14461.64
ROADS AND CULVERTS	6816.65	8.63	-49.56	6775.72	4201.73	246.57	0.00	4448.30	2327.42	2614.92
RAILWAY SIDINGS	8403.96	0.00	349.10	8753.06	5793.15	305.50	0.00	6098.65	2654.41	2610.81
Plant & Machinery										
(a) HEMM	172602.41	18054.32	-10396.23	180260.50	108710.73	12730.70	-10310.87	111130.56	69129.94	63891.68
(b) Power Plant	9236.53	0.16	0.00	9236.69	7459.22	444.15	0.00	7903.37	1333.32	1777.31
(c) Others	74390.55	1272.57	54.05	75717.17	60368.83	1629.36	-266.90	61731.29	13985.88	14021.72
TELECOMMUNICATION	1606.68	64.45	0.00	1671.13	1221.92	60.77	0.00	1282.69	388.44	384.76
ELECTRICAL INSTALLATION	20721.11	389.15	0.00	21110.26	11193.31	698.29	0.00	11891.60	9218.66	9527.80
FURNITURE AND OFFICE EQUIPMENT	4601.17	648.93	30.59	5280.69	3276.24	215.24	0.00	3491.48	1789.21	1324.93
DEVELOPMENT :										
(i) PROSPECTING & BORING	4667.80	0.00	-1.73	4666.07	4430.07	98.00	-1.73	4526.34	139.73	237.73
(ii) MINES DEVELOPMENT	56624.31	838.02	2.32	57464.65	44273.46	2035.17	-0.24	46308.39	11156.26	12350.85
VEHICLES	2930.04	67.63	-57.62	2940.05	2595.79	45.23	-54.75	2586.27	353.78	334.25
FIRE ARMS	15.78	0.00	-0.01	15.77	11.49	0.56	0.00	12.05	3.72	4.29
TOTAL(A)	445214.05	26462.74	-9609.45	462067.34	303800.93	21115.00	-10634.49	314281.44	147785.90	141413.12
(B) DISCARDED/ SURVEYED OFF ASSETS HELD FOR DISPOSAL										
	3276.76	556.19	-0.04	3832.91	0.00	0.00	0.00	0.00	3832.91	3276.76
TOTAL (A+B)	448490.81	27018.93	-9609.49	465900.25	303800.93	21115.00	-10634.49	314281.44	151618.81	144689.88
PREVIOUS YEAR	437863.79	29418.57	-18791.55	448490.81	298292.52	19714.84	-14206.43	303800.93	144689.88	

CENTRAL COALFIELDS LIMITED

NOTE 1 :

(Rs. in lakh)

	CURRENT YEAR	PREVIOUS YEAR
ALLOCATION OF DEPRECIATION :		
1. Profit and loss Account		
(a) 100% Depn. on Coal Tub etc.	172.17	66.07
(b) 100% deprn. on Assets Costing below Rs. 5000.	2.50	2.04
(c) Others	20027.60	18937.19
Total (1)	20202.27	19005.30
2. Social overhead (Sch. 7)	640.94	748.95
3. Depreciation on Power (Sch. 8)	309.79	504.20
4. Prior Period depreciation (Sch.14)	-38.00	-546.33
5. Depreciation Capitalised	0.00	2.72
6. Impairment Depreciation	0.00	0.00
TOTAL	21115.00	19714.84

NOTE 2 :

SOCIAL OVERHEAD ASSETS INCLUDED IN THE SCHEDULE ARE AS FOLLOWS :

(Rs. in lakh)

	As At 31.3. 2010	As AT 31.3.2009
1. Buildings		
(a) Residential	17702.16	17363.60
(b) Hospital	1260.62	1249.89
(c) School	1095.29	1039.67
(d) Crech	7.37	7.37
(e) Others	2193.63	2177.50
2. Roads & Culverts	1721.11	1721.11
3. Water Supply	1804.74	1801.17
4. Plant & Machinery		
(a) Hospital	0.00	0.00
(b) Canteen	0.00	0.00
(c) Others	3603.05	3555.05
5. Furniture & Office Equip.		
(a) Hospital	1373.07	1240.47
(b) Residential	0.00	0.00
(c) School	152.24	150.74
(d) Canteen	0.00	0.00
(e) Others	47.25	45.42
6. Vehicles		
(a) Hospital	257.19	249.31
(b) Others	431.60	429.40
TOTAL	31649.32	31030.70

NOTE 3 :

(Rs. in lakh)

	CURRENT YEAR	PREVIOUS YEAR
RECONCILIATION OF DEPREN. FUND :		
Opening Balance	303800.93	298292.52
Add Deprn. provided during the year	21115.00	19714.84
Add Adjustment of Deprn. on CWIP	0.00	0.00
TOTAL	324915.93	318007.36
Less Net outflow fund for Surveyed/Written off Assets (including adjustments)	-10634.49	-14206.43
Less Inflow fund : Inter Company	0.00	0.00
Less Transfer to Deprn. Fund	0.00	0.00
Closing Balance	314281.44	303800.93

SCHEDULE TO BALANCE SHEET AS AT 31ST MARCH, 2010

Schedule - G CAPITAL WORK IN PROGRESS

(Rs. in Lakh)

PARTICULARS	COST					PROVISION				NET ASSETS	
	Cost As at 1.4.2009	Addition During the Period	Adjustment for Disposal/ Discarded of Assets etc.	Transfer to completed Assets	Cost As At 31.3.2010	As On 1.4.2009	During the Period	Withdrawal/ Adjustment during the Year	Total As On 31.3.2010	Net Assets As on 31.3.2010	Net Assets As on 31.3.2009
Buildings	1551.55	1596.05	0.00	-458.81	2688.79	260.37	1.40	0.00	261.77	2427.02	1291.18
Roads & Culverts	95.90	91.06	-35.63	-26.76	124.57	10.95	0.00	0.00	10.95	113.62	84.95
Water Supply	911.25	67.79	0.00	0.00	979.04	709.18	27.23	-27.03	709.38	269.66	202.07
Railway Sidings	16727.26	19.58	-65.64	-349.09	16332.11	2710.21	316.30	0.00	3026.51	13305.60	14017.05
Plant & Machinery and Capital Stores in Stores	3981.20	724.68	0.00	-119.47	4586.41	877.38	44.96	-45.75	876.59	3709.82	3103.82
Other Plant and Coal Handling Plant under Installation	2710.49	669.38	0.00	-1084.45	2295.42	338.09	41.92	-11.64	368.37	1927.05	2372.40
Development :											
(i) Prospecting & Boring	4058.93	1562.05	0.00	0.00	5620.98	147.18	0.00	0.00	147.18	5473.80	3911.75
(ii) Mines Development	3384.82	446.58	-4.16	-8.27	3818.97	5.25	0.00	0.00	5.25	3813.72	3379.57
(iii) Others	2832.94	491.89	0.00	0.00	3324.83	60.42	0.00	0.00	60.42	3264.41	2772.52
TOTAL	36254.34	5669.06	-105.43	-2046.85	39771.12	5119.03	431.81	-84.42	5466.42	34304.70	31135.31
PREVIOUS YEAR	37023.54	4818.12	-5232.33	-354.99	36254.34	4685.39	432.25	1.39	5119.03	31135.31	

NOTE 1 :

	As At 31.3.2010 (Rs. in Lakh)	As At 31.3.2009 (Rs. in Lakh)
SOCIAL OVERHEAD ASSETS INCLUDED IN THE SCHEDULE ARE AS FOLLOWS :		
(i) Buildings	2121.88	1144.10
(ii) Roads & Culverts	28.64	28.64
(iii) Water Supply	979.04	911.25
(iv) Others	0.00	0.00
TOTAL	3129.56	2083.99

NOTE 2 :

	FOR THE YEAR AMOUNT (Rs. in Lakh)	AS ON 31.3.10 AMOUNT (Rs. in Lakh)
Break-up of Provision		
(i) Provision for Unused Assets	347.39	4188.42
(ii) Provision for Loss of Assets	0.00	1278.00
TOTAL	347.39	5466.42

SCHEDULE TO BALANCE SHEET AS AT 31ST MARCH, 2010**Schedule - H****INVESTMENTS (AT COST)**

	AS AT 31.3.2010 (Rs. in Lakh)		AS AT 31.3.2009 (Rs. in Lakh)	
Long term Investments (Unquoted)				
(i) Bonds :				
8.5% UP Tax Free Power Bonds	4854.00		5663.00	
8.5% Haryana Tax Free Power Bonds	799.80		933.10	
		5653.80		6596.10
(ii) Others :				
25 Fully paid "B" Class shares of Rs.100 each in N.C.D.C. Saunda Employees Consumer Co-operative Stores Limited.		0.02		0.02
TOTAL		5653.82		6596.12

Note : Tax Free Power Bonds were allotted to the company by UPSEB and HSEB for Rs.8090 Lakh and Rs.1333 Lakh respectively towards partial settlement of its coal sale outstanding dues as per scheme for "one time settlement of SEB dues" approved by GOI.

Schedule - I**INVENTORIES**

	AS AT 31.3.2010 (Rs. in Lakh)		AS AT 31.3.2009 (Rs. in Lakh)	
1. Stock of Stores and Spares	18625.83		17080.15	
Less : Provision	3614.01		3159.24	
Add		15011.82		13920.91
In- transit/under inspection		465.09		275.45
Stock Adjustment		1.97		3.06
		15478.88		14199.42
2. Stock of Coal				
Raw Coal				
Revenue Mines	84904.85		66105.57	
Capital Mines	0.00		0.00	
		84904.85		66105.57
Coke				
Soft Coke	0.69		0.69	
Hard coke	62.05		62.39	
		62.74		63.08
Washery Products				
Washed coal	4440.61		3055.52	
Middlings/Slurry	11186.09		11297.37	
		15626.70		14352.89
Magnetite		1.61		1.61
Coal tar and other By-products		41.91		103.23
		100637.81		80626.38
		100637.81		80626.38
3. Workshop Jobs :		234.63		159.85
4. Press :				
Work in Progress/Finished goods		132.44		61.57
5. Medicines (Central Hospital)		59.80		26.22
6. Non-CIL Block		1173.97		1732.88
TOTAL		117717.53		96806.32

SCHEDULE TO BALANCE SHEET AS AT 31ST MARCH, 2010

Annexure To Schedule - I

[(Qty. in Lakh tones) (value in lakh Rs.)]

	<u>OVERALL STOCK</u>		<u>NON VENDABLE STOCK</u>		<u>VENDABLE STOCK</u>	
	Qty.	Value	Qty.	Value	Qty.	Value
1. (A) Opening Stock as on 01.04.09	133.53	66105.57	1.21	0.00	132.32	66105.57
2. Production for the year	470.83	556927.50	0.00	0.00	470.83	556927.50
3. Sub-Total (1+2)	604.36	623033.07	1.21	0.00	603.15	623033.07
4. Offtake for the year :						
(A) Outside Desp.	324.80	0.00	0.00	0.00	324.80	432751.83
(B) Inter-Transfer	114.14	0.00	0.00	0.00	114.14	105240.09
(C) Own consumption	0.11	0.00	0.00	0.00	0.11	136.30
Total (4)	439.05	0.00	0.00	0.00	439.05	538128.22
5. Derived Stock	165.31	84904.85	1.21	0.00	164.10	84904.85
6. Measured Stock	160.95	82553.80	1.17	0.00	159.78	82553.80
7. Difference (5-6)	4.36	2351.05	0.04	0.00	4.32	2351.05
8. Break-up of Difference :						
(A) Excess within 5%	0.01	4.24	0.00	0.00	0.01	4.24
(B) Shortage within 5%	4.37	2355.29	0.04	0.00	4.33	2355.29
(C) Excess beyond 5%	0.00	0.00	0.00	0.00	0.00	0.00
(D) Shortage beyond 5%	0.00	0.00	0.00	0.00	0.00	0.00
9. Closing Stock adopted in A/c (6-8A+8B)	165.31	84904.85	1.21	0.00	164.10	84904.85

Reconciliation of Closing Stock adopted in Account with Book stock as at the end of the year.

Note : Closing stock of non-vendable coal includes 0.20 lakh tonnes mixed stock not physically measured by CIL Stock Measurement Team due to water logging.

	<u>Qty.</u>	<u>Value</u>
Stock as per Books	165.31	84904.85
Less : Non-vendable stock including Mixed stock and stock on fire for which provision equivalent to the value has been made in the A/C, but quantity not adjusted in Book Stock as well as in Accounts	1.21	0.00
Stock as per Accounts after all provisions	164.10	84904.85

SCHEDULE TO BALANCE SHEET AS AT 31ST MARCH, 2010**Schedule - J****SUNDRY DEBTORS**

	AS AT 31.3.2010 (Rs. in Lakh)	AS AT 31.3.2009 (Rs. in Lakh)
Debts Outstanding for a period exceeding six months	97589.19	79073.39
Other Debts	3228.64	35805.09
	<u>100817.83</u>	<u>114878.48</u>
Less : Provision for doubtful debts	49573.00	40352.00
TOTAL	<u>51244.83</u>	<u>74526.48</u>
Classification :		
Secured and considered good	0.00	0.00
Unsecured and Considered good	51244.83	74526.48
Unsecured and considered doubtful	49573.00	40352.00

Schedule - K**CASH AND BANK**

	AS AT 31.3.2010 (Rs. in Lakh)	AS AT 31.3.2009 (Rs. in Lakh)
Cash, Cheques and Drafts in hand (including Postal Orders and stamps in hand)	1941.44	3532.78
Remittance in transit	3.35	0.00
With scheduled Banks in :		
Current Account	102295.24	30935.05
Less Provision	20.39	20.39
	<u>102274.85</u>	<u>30914.66</u>
Deposit Account	604.81	346.09
Short Term Deposit with Banks	88399.46	120000.00
Short Term Deposit with Banks (CLTD) (including accrued interest of Rs. 3883.98 lakh/ (Previous year Rs. 3268.04 lakh)	67476.84	26794.54
With R.B.I. for exchange of Soiled Notes	0.00	0.32
TOTAL	<u>260700.75</u>	<u>181588.39</u>

Note : Cash in hand includes :

- (i) Soiled/Mutilated Notes of Rs. Nil (Previous year Rs. 0.30 lakh)
- (ii) Cheque/Drafts in hand etc. Rs.1927.11 lakh (Previous year Rs. 3513.62 lakh)
- (iii) Stamps in hand Rs. 1.11 lakh (Previous year Rs. 1.46 lakh)

SCHEDULE TO BALANCE SHEET AS AT 31ST MARCH, 2010

Schedule - L

LOANS & ADVANCES

	AS AT 31.3.2010 (Rs. in Lakh)	AS AT 31.3.2009 (Rs. in Lakh)
Advances recoverable in cash or in kind or for value to be received		
(i) Advance to suppliers :		
(a) For Capital items	362.19	1046.85
(b) For other Stores	1838.80	4487.48
	2200.99	5534.33
(ii) Advance to Contractors :		
(a) For Capital	425.81	601.72
(b) For others	3.73	3.73
	429.54	605.45
(iii) Advance to Employees :		
(a) For House Building	458.52	569.91
(b) For Motor Car & other conveyance	8.20	11.31
(c) For others	845.80	625.46
	1312.52	1206.68
(iv) Deposits :		
(a) P & T, Electricity etc.	41.52	41.34
(b) Royalty & Cess	2503.36	3712.16
(c) Sales Tax	7880.32	5466.76
(d) Others	6669.44	547.92
	17094.64	9768.18
(v) Amount due from Central/State Govt. :		
(a) Subsidy	78.05	92.18
(b) Sales Tax	2256.31	1586.80
	2334.36	1678.98
(vi) Advance payment of Statutory Dues :		
(a) Sales Tax & Royalty	5282.56	5868.83
(b) Others	945.94	50.56
(c) Advance Income Tax	83318.94	224961.84
(d) Tax Deducted at Source	1954.02	7932.57
	91501.46	238813.80
(vii) Prepaid expenses	37.12	46.55
(viii) Current Account with Subsidiaries of Holding Company :		
(i) E.C.L.	69.36	36.19
(ii) B.C.C.L.	246.18	506.31
(iii) W.C.L.	0.00	1.97
(iv) C.M.P.D.I.L.	211.14	241.22
(v) N.C. L.	139.66	7.40
(vi) S.E.C.L.	17.25	9.67
(vii) M.C.L.	33.24	1.04
	716.83	803.80
(ix) Surplus Fund with CIL (Holding Company)	10020.32	8621.28
	125647.78	267079.05
Less : Provisions for doubtful Advances	4749.46	4808.57
TOTAL	120898.32	262270.48
Classification :		
(a) Considered good and in respect of which the company is fully secured	466.72	581.22
(b) Considered good for which the company holds no security other than party's personal security	120431.60	261689.26
(c) Considered doubtful	4749.46	4808.57

Amount due by	<u>Directors</u>	<u>Officers</u>
During the year	0.00	0.00
Maximum amount due at any time	0.00	0.00

SCHEDULE TO BALANCE SHEET AS AT 31ST MARCH, 2010

Schedule - M

OTHER CURRENT ASSETS

	AS AT 31.3.2010 <u>(Rs. in Lakh)</u>		AS AT 31.3.2009 <u>(Rs. in Lakh)</u>
(1) Claims receivables :			
(i) Railway	0.00		0.00
(ii) Insurance	0.70		0.70
(iii) Cess	10033.04		10033.04
(iv) Coal Controller	289.77		282.74
(v) Others	4939.77		1859.08
	15263.28		12175.56
(2) Other Receivables :			
(i) Employees	1531.79		355.09
(ii) Others (Accrued Interest on Bonds)	0.00		0.00
	1531.79		355.09
	16795.07		12530.65
Less : Provision for Doubtful Claims receivables	712.75		708.87
TOTAL	16082.32		11821.78
Classification :			
(a) Considered good	16082.32		11821.78
(b) Considered doubtful	712.75		708.87

SCHEDULE TO BALANCE SHEET AS AT 31ST MARCH, 2010

Schedule - N

CURRENT LIABILITIES AND PROVISIONS

			AS AT 31.3.2010 (Rs. in Lakh)		AS AT 31.3.2009 (Rs. in Lakh)
(A)	Current Liabilities :				
(i)	Sundry Creditors for goods (Small Scale Industry) :				
	(a) For Capital	0.00			0.00
	(b) For Revenue	71.96		47.91	
		71.96		47.91	47.91
(ii)	Sundry Creditors for goods (Others) :				
	(a) For Capital	2513.82		2165.41	
	(b) For Revenue	6056.19		5793.07	
		8570.01		7958.48	7958.48
(iii)	Expenses :				
	Employees remuneration	78886.38		75677.97	
	Gratuity	92572.64		112959.71	
	Attendance Bonus	2191.19		1364.83	
	PPLB/PPLR	11885.51		4678.71	
	Unpaid Wages	1001.58		1042.48	
	Leave Pay	20461.11		19721.90	
	Power & Fuel	4339.56		5457.31	
	Repairs	2614.55		3108.59	
	Contractual Expenses :				
	Capital	3476.10		3538.06	
	Revenue	19757.09		19842.42	
		23233.19		23380.48	
			237185.71		247391.98
(iv)	Statutory Dues :				
	Sales Tax - Central	486.76		698.44	
	State	497.61		687.01	
	Royalty	1889.62		917.83	
	Cess on Coal	11714.87		11714.87	
	Stowing Excise Duty	859.71		837.58	
	Tax deducted at source (I. Tax) :				
	Employees	894.90		315.53	
	Contractors	84.19		41.98	
	Govt. Grants (Environmental)	12.65		12.65	
	Life Cover Scheme	991.60		963.11	
	Provident Fund	5400.42		2024.10	
		22832.33		18213.10	
(v)	Current Account with CIL		-1930.56		-2188.66
(vi)	Interest Accrued but not Due		0.00		0.00
(vii)	Advances and Deposits from :				
	Customers	31224.77		38909.04	
	Contractors & Others	39929.36		16298.30	
		71154.13		55207.34	
(viii)	Employees' Pension Contribution		5885.22		338.81
(ix)	Accumulated Reserve for future OBR	86090.38		64878.47	
	Less : Advance Stripping	8487.30		5777.72	
		77603.08		59100.75	
(x)	Other Liabilities				
	Capital (for Loss of Assets)	1087.08		1087.08	
	Revenue	13364.15		8916.65	
		14451.23		10003.73	
	TOTAL (A)		435823.11		396073.44
(B)	Provisions :				
	Provisions for Income Tax		50659.06		202853.16
	Proposed Dividend (incl. Dividend Tax)		45197.51		22927.51
			95856.57		225780.67
	TOTAL (B)		95856.57		225780.67
	TOTAL (A+B)		531679.68		621854.11

SCHEDULE TO PROFIT AND LOSS ACCOUNT FOR THE YEAR ENDED 31ST MARCH, 2010

Schedule - 1

SALES

	PRODUCTS						For the Year ended 31.3.10 (Rs. in Lakh)	For the Year ended 31.3.09 (Rs. in Lakh)
	Raw coal	Hard Coke	Soft Coke	Washed Coal	Washery Products	Bye-prod.		
Quantity (in Lakh Tonne)	324.80	0.000	0.00	87.24	16.20	8.72		
Gross Sale Value (A)	432751.83	0.00	0.00	166689.92	25310.15	4440.13	629192.03	597837.36
LESS : STATUTORY LEVIES								
(a) Royalty on coal							58466.43	56100.66
(b) Cess on coal							0.00	0.00
(c) Stowing Excise Duty							4297.18	4375.77
(d) Sales Tax :								
(i) Central							9579.07	9859.63
(ii) State							8026.93	6412.52
Total Levies (B)							80369.61	76748.58
Basic Value (A-B)							548822.42	521088.78
Less : Transfer to Development							0.00	0.00
NET VALUE							548822.42	521088.78
Previous yr. (Gross)	393190.08	0.00	0.00	172609.25	26700.66	5337.37	597837.36	

SCHEDULE TO PROFIT AND LOSS ACCOUNT FOR THE YEAR ENDED 31ST MARCH, 2010

Schedule - 2(A)

COAL ISSUED FOR OTHER PURPOSES

	Washed Coal	Hard Coke	Colliery/ Domestic Consumption	For the year Ended 31.3.10 (Rs. in Lakh)	For the year Ended 31.3.09 (Rs. inLakh)
Quantity (in Lakh Tonne)	115.34	0.00	0.11		
Basic Value	94084.58	0.00	118.50	94203.08	89010.79
Add : STATUTORY LEVIES					
(a) Royalty on coal	13918.53	0.00	7.91	13926.44	13671.82
(b) Cess on coal	0.00	0.00	0.00	0.00	0.00
(c) Stowing Excise Duty	1183.69	0.00	0.00	1183.69	1161.92
(d) Other Levies	0.00	0.00	0.00	0.00	0.00
Total Levies	15102.22	0.00	7.91	15110.13	14833.74
Gross Value	109186.80	0.00	126.41	109313.21	103844.53
Previous Year (Gross)	103688.97	0.00	155.56	103844.53	

Schedule - 2 (B)

COLLIERY CONSUMPTION

	FOR THE YEAR ENDED 31.3.2010 (Rs. in Lakh)	FOR THE YEAR ENDED 31.3.2009 (Rs. in Lakh)
Hard Coke Making :		
Opening Stock	4.22	4.22
Add : Transferred to Hard Coke during the year	0.00	0.00
Less : Closing Stock	4.22	4.22
	0.00	0.00
Washeries :		
Opening Stock	10391.69	8654.31
Add : Transferred to Washeries during the year :	109186.80	103688.97
Less : Closing Stock	14338.40	10391.69
	105240.09	101951.59
Workshop Consumption	75.38	65.65
Free issue to Employees	60.92	91.89
	105376.39	102109.13
Less:		
Transferred to Social Overhead	60.92	91.89
	105315.47	102017.24

Workshop Consumption includes Rs. 9.89 lakhs towards 75.48 MT of coal received from BCCL.

SCHEDULE TO PROFIT AND LOSS ACCOUNT FOR THE YEAR ENDED 31ST MARCH, 2010

Schedule - 3

ACCRETION/DECRETION IN STOCK

			FOR THE YEAR ENDED 31.3.2010 <u>(Rs. in Lakh)</u>	FOR THE YEAR ENDED 31.3.2009 <u>(Rs. in Lakh)</u>
1.	Stock of Coal/Coke etc.			
A.	Closing Stock :			
	(a) Raw Coal		84904.85	66105.57
	(b) Soft Coke		0.69	0.69
	(c) Hard Coke		62.05	62.39
	(d) Washed Coal		4440.61	3055.52
	(e) Middlings		11186.09	11297.37
	(f) Magnetite		1.61	1.61
	(g) Coal Tar		4.03	4.03
	(h) Other Bye-Products		37.88	99.20
			100637.81	80626.38
Less :	Raw Coal at Washery	14338.40		10391.69
	Raw Coal at Coke Oven	4.22		4.22
		14342.62		10395.91
	TOTAL (A)		86295.19	70230.47
B.	Opening Stock :			
	(a) Raw Coal		66105.57	65978.97
	(b) Soft Coke		0.69	0.69
	(c) Hard Coke		62.39	63.98
	(d) Washed Coal		3055.52	3054.19
	(e) Middlings		11297.37	16601.21
	(f) Magnetite		1.61	1.61
	(g) Coal Tar		4.03	4.03
	(h) Other Bye-Products		99.20	99.20
			80626.38	85803.88
Less :	Raw Coal at Washery	10391.69		8654.31
	Raw Coal at Coke Oven	4.22		4.22
		10395.91		8658.53
	TOTAL (B)		70230.47	77145.35
	NET TOTAL (A-B) OF 1		16064.72	-6914.88

SCHEDULE TO PROFIT AND LOSS ACCOUNT FOR THE YEAR ENDED 31ST MARCH, 2010

Schedule - 3 (Contd.)

ACCRETION/DECRETION IN STOCK

	FOR THE YEAR ENDED 31.3.2010 (Rs. in Lakh)	FOR THE YEAR ENDED 31.3.2009 (Rs. in Lakh)
2. Workshop Job		
(a) Workshop Closing Job		
(i) Finished Goods	137.55	79.47
(ii) Work in progress	97.08	80.38
	234.63	159.85
(b) Less : workshop Opening Job		
(i) Finished Goods	79.47	122.02
(ii) Work in Progress	80.38	62.01
	159.85	184.03
NET TOTAL (a-b) of 2	74.78	-24.18
3. Press Job		
(a) Press Closing Job		
(i) Finished Goods	75.22	33.49
(ii) Work in Progress	57.22	28.08
	132.44	61.57
(b) Less : Press Opening Job		
(i) Finished Goods	33.49	58.93
(ii) Work in progress	28.08	60.21
	61.57	119.14
NET TOTAL (a-b) of 3	70.87	-57.57
4. Medicine (Central Hospital)		
Closing Stock	59.80	26.22
Less : Opening Stock	26.22	23.41
	33.58	2.81
TOTAL OF 4	33.58	2.81
GRAND TOTAL OF 1+2+3+4	16243.95	-6993.82

SCHEDULE TO PROFIT AND LOSS ACCOUNT FOR THE YEAR ENDED 31ST MARCH, 2010

Schedule - 4

OTHER INCOME

	FOR THE YEAR ENDED 31.3.2010 (Rs. in Lakh)	FOR THE YEAR ENDED 31.3.2009 (Rs. in Lakh)
Stowing Subsidy	191.24	206.86
Value of Job Done :		
Work Shop	11934.01	11097.53
Press	325.25	374.85
	12259.26	11472.38
Interest Received :		
On Loans & Advances to Employees	127.55	73.27
On Bank Deposit	0.00	1.03
From Customers	0.00	4497.00
On Short Term Deposit	12776.54	9780.27
On Tax Free Bonds	541.59	961.14
On Excess Payment of Corporate Tax	2525.59	0.00
On Surplus Fund Parked with CIL	1402.73	1808.95
Gratuity Fund with LIC	628.44	0.00
	18002.44	17121.66
Rent received from outsider	14.05	10.72
Recovery of transportation & Loading Cost	12016.85	12918.22
Lease Rent	384.00	393.67
VRS Grants	0.00	0.00
Profit on sale of Surveyed off assets	0.00	111.26
Exchange Fluctuation (Net)	1187.69	0.00
Tender Fees	37.37	36.66
Sale of Scrap	35.15	375.78
Liquidated Damages	485.78	496.62
Penalty	31.54	20.23
Water Charges	2.95	3.68
Others	5937.58	3289.86
TOTAL	50585.90	46457.60

SCHEDULE TO PROFIT AND LOSS ACCOUNT FOR THE YEAR ENDED 31ST MARCH, 2010

Schedule -5

CONSUMPTION OF STORES AND SPARES

	FOR THE YEAR ENDED 31.3.2010 (Rs. in Lakh)	FOR THE YEAR ENDED 31.3.2009 (Rs. in Lakh)
Explosive	9687.80	8710.94
Timber	155.93	111.74
P.O.L.	22207.72	21003.91
Other Stores & Spares		
(a) HEMM	11345.11	10752.87
(b) Others	7321.27	7911.96
	18666.38	18664.83
SUB TOTAL	50717.83	48491.42
Less Transfer to		
(a) Social overhead	199.90	221.99
(b) Miscellaneous	208.70	261.98
(c) Power & Fuel	10.25	25.33
(d) Development	1.85	2.12
	420.70	511.42
TOTAL	50297.13	47980.00

SCHEDULE TO PROFIT AND LOSS ACCOUNT FOR THE YEAR ENDED 31ST MARCH, 2010

Schedule - 6

EMPLOYEE REMUNERATION AND BENEFITS

	FOR THE YEAR ENDED 31.3.2010 (Rs. in Lakh)	FOR THE YEAR ENDED 31.3.2009 (Rs. in Lakh)
Salaries & Wages	140155.78	104180.79
Provision for NCWA VIII	0.00	42389.27
Provision for Executive Salary Revision	0.00	12510.67
Overtime		
(a) Normal	2354.04	1901.70
(b) Sunday/Holiday Production	10550.69	6905.76
(c) Sunday/Holiday Maintenance	2158.65	2382.02
	15063.38	11189.48
Incentives and other Perks	1093.38	255.83
Leave encashment	4133.31	10608.42
Fallback wages	752.50	304.23
Contribution to PF	17565.24	15137.23
C.M. Bonus	8366.74	5511.36
Ex-gratia		
(a) PPLB - Non Executive	5846.77	6662.54
(b) PPLB - Executive	6477.94	139.99
	12324.71	6802.53
LTC/LLTC	1416.69	1838.40
Pension	4657.44	2444.12
Gratuity	28173.48	48295.09
Workmen Compensation	1972.35	75.81
Deposit Link Insurance	61.59	67.91
Life Cover Scheme	266.05	517.47
Voluntary Retirement Scheme	1340.27	1440.66
Sub Total	237342.91	263569.27
Less transfer to		
(a) Social Overhead	4300.67	4471.20
(b) Power & Fuel	52.83	75.94
(c) Development	113.42	94.13
	4466.92	4641.27
TOTAL	232875.99	258928.00

SCHEDULE TO PROFIT AND LOSS ACCOUNT FOR THE YEAR ENDED 31ST MARCH, 2010

Schedule -7

SOCIAL OVERHEAD

	FOR THE YEAR ENDED 31.3.2010 (Rs. in Lakh)	FOR THE YEAR ENDED 31.3.2009 (Rs. in Lakh)
Salary, Wages & Allowances (From Schedule - 6)	4300.67	4471.20
Free issue of coal to Employees	60.92	91.89
Medical facilities		
(a) Medical re-imburement		
(i) Within the Company	806.92	848.44
(ii) Outside the Company	424.56	427.92
	1231.48	1276.36
(b) Medicine	510.84	388.26
(c) Diet expenses	61.32	70.01
(d) Medical Grants	0.00	0.00
	1803.64	1734.63
Grants to		
(a) School & Institutions	1451.23	634.48
(b) Sports Recreation	42.51	40.47
	1493.74	674.95
Canteen Upkeep	12.73	10.27
House Rent	1337.25	1188.11
Power (From Schedule 8)	3194.62	2504.98
Repairs & Maintenance (from Sch. 9)		
(a) Township	4981.04	4497.75
(b) Other Welfare Buildings	50.64	157.76
(c) Plant & Machinery	37.45	5.59
(d) Others	0.44	2.99
	5069.57	4664.09
Maintenance of vehicles		
(a) Petrol & Diesel (from Sch-5)	82.89	63.71
(b) Repairs (from Schedule-9)	7.88	9.55
(c) Road Tax	3.45	0.27
(d) Insurance	1.19	0.06
(e) Stores & Spares (from Sch-5)	0.00	11.86
	95.41	85.45
Consumption of Stores & Spares (from Sch-5)	117.02	146.42
Training Expenses		
(a) Within Company	118.32	87.43
(b) Outside Company	265.50	225.39
	383.82	312.82
Depreciation	640.94	748.95
Community Development	786.14	797.02
Environmental Expenditure		
(a) Tree Plantation	124.02	147.76
(b) Others	80.31	77.35
	204.33	225.11
Family Planning Expenses	1.74	9.19
Uniform/Stitching Charges	101.77	133.45
Hire Charges of Bus/ Ambulance/School Bus	193.51	10.12
Water Charges	172.94	157.60
Other Benefits	617.73	1504.35
SUB TOTAL	20588.49	19470.60
Less : Recoveries:		
(a) House Rent	43.34	49.38
(b) Electricity	219.77	80.73
(c) Hospital Charges	25.50	24.82
(d) Water Charges	0.27	0.00
(e) School Bus	5.44	15.14
(f) Others	1.25	0.00
	295.57	170.07
TOTAL	20292.92	19300.53

SCHEDULE TO PROFIT & LOSS ACCOUNT FOR THE YEAR ENDED 31ST MARCH, 2010

Schedule - 8

POWER & FUEL

	FOR THE YEAR ENDED 31.3.2010 (Rs. in Lakh)	FOR THE YEAR ENDED 31.3.2009 (Rs. in Lakh)
Purchased	29511.72	27527.68
Power Generation		
Salaries, Wages & Allowances (From Sch-6)	52.83	75.94
Consumption of Stores (From Sch-5)	10.25	25.33
Repairs (From Sch-9)	0.00	0.49
Depreciation	309.79	504.20
	372.87	605.96
SUB TOTAL	29884.59	28133.64
Less : Transferred to		
(a) Social Overhead	3194.62	2504.98
(b) Development	0.00	0.00
	3194.62	2504.98
TOTAL	26689.97	25628.66

SCHEDULE TO PROFIT & LOSS ACCOUNT FOR THE YEAR ENDED 31ST MARCH, 2010

Schedule - 9

REPAIRS

	FOR THE YEAR ENDED 31.3.2010 (Rs. in Lakh)	FOR THE YEAR ENDED 31.3.2009 (Rs. in Lakh)
Factory & Office Building	787.44	619.77
Plant & Machinery		
(a) Outside Agency	7573.70	5569.07
(b) Workshop Job	10741.81	10756.91
	18315.51	16325.98
Office Equipment & Furniture	52.67	49.59
Vehicles	248.83	257.38
Others	5348.57	4930.36
Sub Total	24753.02	22183.08
Less : Transfer to		
Social overhead	5095.98	4673.64
Power & Fuel	0.00	0.49
Misc. Expenses	82.55	130.49
Development	0.45	0.00
	5178.98	4804.62
TOTAL	19574.04	17378.46

Schedule - 10

CONTRACTUAL EXPENSES

	FOR THE YEAR ENDED 31.3.2010 (Rs. in Lakh)	FOR THE YEAR ENDED 31.3.2009 (Rs. in Lakh)
Transport Charges :		
Sand	123.58	169.07
Coal	18937.41	20065.24
Stores	4.39	2.86
	19065.38	20237.17
Wagon Loading	1092.25	944.63
Other Contractual Works	9119.27	10717.37
TOTAL	29276.90	31899.17

SCHEDULE TO PROFIT & LOSS ACCOUNT FOR THE YEAR ENDED 31ST MARCH, 2010

Schedule - 11

MISCELLANEOUS EXPENSES

	FOR THE YEAR ENDED 31.3.2010 (Rs. in Lakh)	FOR THE YEAR ENDED 31.3.2009 (Rs. in Lakh)
Travelling :		
(a) In country	2222.58	1214.05
(b) Outside Country	1.35	0.00
	2223.93	1214.05
Printing & stationery	534.07	331.13
Postage	21.64	28.29
Telephone	106.15	98.07
Advertisement & Publicity:		
(i) Advertisement for Tender	321.25	240.96
(ii) Publicity	9.83	47.25
Freight charges	124.79	26.58
Demurrage	983.22	705.43
Donation	0.00	0.05
Security Expenses	5483.24	4845.62
Hire Charges:		
(a) Computer	240.50	263.09
(b) Others	1218.31	1229.69
	1458.81	1492.78
Maintenance of Car & Jeeps :		
(i) Petrol & Diesel (From Sch-5)	208.70	190.98
(ii) Repairs (From Sch-9)	82.55	130.49
(iii) Stores & Spares (From Sch-5)	0.00	71.00
(iv) Road Tax	135.55	862.28
(v) Insurance	41.73	51.97
	468.53	1306.72
Legal Expenses	86.00	82.23
Bank Charges	43.47	40.46
Guest House Expenses	32.58	4.93
Consultancy Charges	0.00	0.02
Underloading/Overloading Charges	4701.17	5534.25
Loss on Sale of Stores	0.14	0.03
Loss on Sale of Assets	0.99	0.80

SCHEDULE TO PROFIT & LOSS ACCOUNT FOR THE YEAR ENDED 31ST MARCH, 2010

Schedule - 11 (Contd.)

MISCELLANEOUS EXPENSES

	FOR THE YEAR ENDED 31.3.2010 (Rs. in Lakh)	FOR THE YEAR ENDED 31.3.2009 (Rs. in Lakh)
Auditors Remuneration :		
(a) Audit fees	11.91	9.53
(b) Travelling & out of pocket exp	4.76	4.32
	16.67	13.85
Internal audit expenses	53.84	39.02
Tax audit fee including out of pocket exp	1.73	1.41
Service Charges of CIL	2601.15	4238.01
Rehabilitation Charges	2651.76	2619.00
Mine Closure Expenses	2272.13	121.53
Exchange Fluctuation (Net)	0.00	3257.21
Royalty & Cess	3.12	7.70
Rates & Taxes	125.97	33.78
Rent	173.21	204.12
Surface Rent	1.31	2.98
Dead Rent	9.33	0.44
Insurance	24.98	35.18
Land & Crop Compensation	360.36	2665.86
Siding Maintenance Charges	2209.26	1468.91
CMPDI Exp-Revenue	4353.60	1913.85
Wealth Tax	0.16	1.02
Others	2150.95	4914.84
SUB TOTAL	33609.34	37538.36
Less : Recoveries :		
(a) Guest House	0.61	3.30
TOTAL	33608.73	37535.06

SCHEDULE TO PROFIT & LOSS ACCOUNT FOR THE YEAR ENDED 31ST MARCH, 2010

Schedule - 12 (A)

INTEREST

	FOR THE YEAR ENDED 31.3.2010 (Rs. in Lakh)	FOR THE YEAR ENDED 31.3.2009 (Rs. in Lakh)
On Holding Company Loan	1397.37	3929.96
On World Bank Loan	204.54	344.69
On Others	136.89	76.40
	1738.80	4351.05
Less : Development	0.00	0.00
TOTAL	1738.80	4351.05

Schedule - 12 (B)

FINANCIAL CHARGES

	FOR THE YEAR ENDED 31.3.2010 (Rs. in Lakh)	FOR THE YEAR ENDED 31.3.2009 (Rs. in Lakh)
Guarantee Fees (IBRD & JBIC)	185.84	330.60
TOTAL	185.84	330.60

SCHEDULE TO PROFIT & LOSS ACCOUNT FOR THE YEAR ENDED 31ST MARCH, 2010

Schedule - 13 (A)

PROVISIONS

		FOR THE YEAR ENDED 31.3.2009 (Rs. in Lakh)		FOR THE YEAR ENDED 31.3.2008 (Rs. in Lakh)
PROVISIONS FOR :				
Doubtful debts	12348.83		14417.29	
Less : Earlier Provision written back	152.00		0.00	
	-----	12196.83	-----	14417.29
Doubtful Advances & Claims Receivables	200.20		4631.15	
Less : Earlier Provision written back	580.59		4.27	
	-----	-380.39	-----	4626.88
Loss/Obsolescence of Stores	454.77		18.26	
Less : Earlier Provision written back	0.00	454.77	-945.49	-927.23
	-----		-----	
Loss of assets	4.80		1.39	
Less : Earlier Provision written back	0.00		38.62	
	-----	4.80	-----	-37.23
Unused Assets		431.81		432.25
		-----		-----
TOTAL		12707.82		18511.96
		-----		-----

Schedule - 13 (B)

WRITE OFFS

		FOR THE YEAR ENDED 31.3.2010 (Rs. in Lakh)		FOR THE YEAR ENDED 31.3.2009 (Rs. in Lakh)
Bad Debts Written off	3474.50		4783.81	
Less : Provision released	2975.83		4702.29	
	-----	498.67	-----	81.52
		-----		-----
TOTAL		498.67		81.52
		-----		-----

SCHEDULE TO PROFIT & LOSS ACCOUNT FOR THE YEAR ENDED 31ST MARCH, 2010

Schedule - 14

PRIOR PERIOD ADJUSTMENTS

	FOR THE YEAR ENDED 31.3.2010 (Rs. in Lakh)	FOR THE YEAR ENDED 31.3.2009 (Rs. in Lakh)
DEBIT		
Power & Fuel	0.00	91.73
TOTAL (A)	0.00	91.73
CREDITS		
Depreciation	38.00	546.33
Salary & Wages	0.00	242.64
Interest	0.00	0.00
Social Welfare Expenses	0.00	15.08
Contractors Payment	15.57	57.86
Demurrage	0.00	0.00
Purchase Repair	0.00	10.32
Consumption of Stores & Spare Parts	11.82	530.00
Royalty & Cess	0.00	43.90
Loco Siding Charges	0.00	0.00
Bonus Received from Customer	0.00	0.00
Misc. Income	41.03	774.72
TOTAL (B)	106.42	2220.85
CREDIT (B-A)	106.42	2129.12

SCHEDULE - P

SIGNIFICANT ACCOUNTING POLICY

1.0 BASIS FOR PREPARATION OF FINANCIAL STATEMENT

The financial statements are prepared under the historical cost convention on accrual basis, in accordance with the requirements of the Companies Act, 1956 and in compliance with the Accounting Standards referred to in Section 211(3C) except as otherwise stated elsewhere.

2.0 USE OF ESTIMATES:

The presentation of financial statements in conformity with the generally accepted Accounting Principles required making estimate and assumption that affect the reported amount of Assets and Liabilities on the date of financial statement and also the reported amount of revenues and expenses during the reporting period. Difference between the actual amount and the estimates are recognized in the period in which the results are known/ materialized.

3.0 REVENUES AND EXPENDITURES:

All Income and Expenditures having a material bearing on financial statements are recognized on the accrual basis and provision is made for all known losses and liabilities except in the following cases:

- 3.1 Liquidated damages, interest on delayed payment and escalation claims from customers are recognized on the basis of final settlement.
- 3.2 Insurance/Railway claims are accounted for on admission/final settlement.
- 3.3 Scraps are accounted for on realization.
- 3.4 Refund/adjustment of tax from Tax Authorities are accounted for on cash basis. Additional demand for income tax, Royalty, Cess, sales Tax, entry Tax etc. are accounted for after final order except as otherwise not recognized under AS-29. In appeals, payment made against additional demand are treated as Advance Claim.
- 3.5 Interest payable on account of income tax/ sales tax as demanded by tax authorities are accounted for in the year of payment. Similarly, interest receivable, if any, are accounted for in the year of receipt.
- 3.6 Demands/claims against the Company, which are not likely to materialize into actual liabilities, are regarded as Contingent Liabilities.

4.0 REVENUE RECOGNITION:

- 4.1 Revenue in respect of Coal Sale is recognized when the property in the goods with the risks and rewards of ownership are transferred to the buyer i.e. on the basis of D notes for dispatch by Rail and weighment cards in respect of road dispatches.
- 4.2 Sales of coal are net of Royalty, SED, CST/JST/JVAT and accepted deductions made by customers on account of quality of coal & shortage etc.
- 4.3 The revenue recognition is done where there is a reasonable certainty of collection. On the other hand revenue recognition is postponed in case of uncertainty as assessed by management.

4.4 Bonus claims on customers, as a result of Joint sampling, are accounted for in sales in the year of settlement irrespective of period of despatch.

5.0 FIXED ASSETS:

5.1 Land includes the cost of acquisition, compensation and cash rehabilitation expenses. Other expenditure incurred on acquisition of Land viz. resettlement cost, compensation in lieu of employment etc. are, however, treated as revenue expenditure.

5.2 Plant & Machinery include cost and expenses incurred for erection/ installation and other costs attributable to bring those assets, to working conditions for their intended use.

5.3 Capital Work-in-Progress includes the advances paid to acquire fixed assets and the cost of the assets not put to use during the year.

5.4 Gross Block as well as depreciation on surveyed off P&M, Vehicles etc. are taken out of Fixed Assets and provision for depreciation respectively and the residual value at 5% of Book value are transferred to "Surveyed off assets for disposal" and the same is separately shown in the Fixed Assets Schedule (Sch-F) . In case of premature survey off of assets the difference between the WDV and residual value of 5% is charged to Profit & Loss Account, as loss on surveyed off assets.

5.5 Development Expenses net of income of the projects/ mines under development are booked to Development account and grouped under Capital Work-in-Progress till the projects/ mines are brought to Revenue Account, except otherwise specially stated in the Project report to determine the commercial readiness of the Project to yield production on a sustainable basis and completion of required development activity during the period of construction, projects and mines under development are brought to revenue :

- (a) From beginning of the financial year immediately after the year in which the project achieves physical output of 25% of rated capacity as per approved project report, or
- (b) 2 years of touching of coal or
- (c) From the beginning of the financial year in which the value of production is more than total expenses.

Whichever event occurs first.

5.6 Prospecting & Boring and other Development Expenditure: The cost of exploration and other development expenditure incurred in one " Five Year" plan period will be kept in Capital Work-in- Progress till the end of subsequent two " Five Year" plan periods for formulation of projects before it is written off except in the case of Blocks identified for sale or proposed to be sold to outside agency and in such cases the expenditures will be kept under Inventory till finalization of sale.

6. INVESTMENTS:

Investments are stated at cost.

7.0 INVENTORIES:

7.1 Book stock of coal/ coke is considered in the Accounts where the variance between book stock and measured stock is up to +/- 5% and in cases where the variance is beyond +/- 5% the

measured stock is considered. Such stock are valued at Net realizable Value or cost whichever is lower

- 7.2 Slurry, middlings of washeries are valued at net realizable value.
- 7.3 Stock of stores & spare parts (including loose tools) at Central & Area stores are valued at weighted average cost. The year end inventory of stores & spare parts lying at collieries/ sub-stores/ consuming centers, which have been initially charged off, are valued at issue price of Area stores. Work-shop jobs i.e. manufactured items in progress are valued at cost.
- 7.4 Provisions are made at the rate of 100% for unserviceable, damaged and obsolete stores and 50% for stores & spare parts not moved for 5 years excepting insurance items.
- 7.5 Stock of stationery (other than lying at printing press), bricks, sand, medicine(except at Central Hospitals), and scraps are not considered in inventory.

8.0 DEPRECIATION

- 8.1 Depreciation on Fixed Assets is provided on straight line method of the rates and manner specified in Schedule- XIV of the Companies Act, 1956 (as amended), except for telecommunication equipment. Depreciation on such equipment is charged at higher rates of either @ 15.83% or @ 10.55% based on technical assessment. Depreciation on assets added/ disposed off during the year is provided with reference to the month of addition/ disposal. Extra shift depreciation is provided where applicable.
- 8.2 Value of leasehold land is amortized over the lease period or the balance life of the project whichever is earlier.
- 8.3 Provision equivalent to the amount of depreciation is made against machinery/assets which could not be put to use for more than three years from the date of purchase/ acquisition after three years i.e. from the fourth year prospectively.
- 8.4 Depreciation is charged prospectively over the residual life of assets in which the gain or loss arising due to exchange fluctuation rate added and/or deducted in the carrying amount of such assets.
- 8.5 Prospecting, Boring and Development expenditure are amortized over 20 years from the year when the Mine is brought under Revenue or over the working life of the Project whichever is lower.
- 8.6 Individual Assets costing Rs. 5000/- or less are entirely depreciated in the year of acquisition. Assets attracting 100% depreciation, other than items costing Rs. 5,000/- are taken out from the Accounts after expiry of two years following the year in which these are fully depreciated.

9. EFFECT OF EXCHANGE FLUCTUATION

Balance of dues from/to overseas parties at the end of the year are translated at the rate of exchange prevailing at year end date and the resultant net losses or net gains relating to revenue items are charged to P&L Accounts. Exchange fluctuation on foreign currency loans/ liabilities attributable to the acquisition of fixed assets at the year end rate of exchange is included in the carrying amount of fixed assets.

10. BALANCE WITH COAL INDIA LIMITED (HOLDING COMPANY)

Amount due to Coal India Limited on account of loan is shown as Unsecured Loan. Amount due/ receivable arising out of the transaction of revenue nature under Current Account is shown as Current Liabilities/Current Assets/Short term deposit, as the case may be.

11. APEX OFFICE CHARGES AND INTEREST TO HOLDING COMPANY

- 11.1 Apex office charges by Holding Company is allocated to revenue mines on the basis of coal production.
- 11.2 Interest on loans from CIL is allocated to the units on the basis of Net Fixed Assets(excluding the Assets procured against specific loan) at the beginning of the year.
- 11.3 In terms of CIL's letter No. CGM(F)/126/07 dtd. 08.04.2004 on additional charge at the rate of Rs. 6/- per tonne of coal released towards rehabilitation fund for dealing with fire, shifting and stabilization of unstable areas has been accounted for on the basis of debit advice received from CIL.

12. OVERBURDEN REMOVAL(OBR) EXPENSES

- 12.1 For Opencast mines which have been brought to revenue and have rated capacity of 1 million tones or above, the cost of OBR is charged on technically evaluated average ratio(Coal : OB) at each mine with due adjustment for advance stripping and ratio variance account. The net balance of advance stripping and ratio variance at the end of the year is shown as cost of removal of Overburden.

The reported quantity of overburden is considered in the Accounts where the variance between reported quantity and measured quantity is within the permissible limits detailed hereunder:

Annual Quantum of OBR of the mine	Permissible limits of variance (Whichever is less)	
	%age	Quantum (In Mill. Cu. Mtr.)
Less than 1 Mill. CUM	± 5%	0.03
Between 1 and 5 Mill. CUM	± 3%	0.20
More than 5 Mill. CUM	± 2%	NIL

If the variance between reported quantity and measured quantity is more than the above permissible limit, measured quantity will be considered in the Accounts.

13. IMPAIRMENT OF ASSETS:

The Carrying amount of the assets, other than Inventories is reviewed at each Balance Sheet date to determine whether there is any indication of impairment. If any such indication exists, the recoverable amount of the assets is estimated.

14. GENERAL:

- 14.1 Retirement Benefits: Provisions for / contribution to retirement benefit schemes are made as follows :
- Provident Fund on actual liability basis,
 - Gratuity based on Actuarial Valuation,
 - Leave Encashment Benefit on retirement on Actuarial Valuation Basis.
 - Superannuation/ Pension scheme on the basis of actual liability.

- 14.2 Securities by way of deposit in the form of Fixed Deposit Receipts, National Saving Certificates, Bank guarantee etc. received from the suppliers, contractors etc. are kept in Company's custody and are not accounted for.
- 14.3 Research and development Expenditure of revenue nature are charged to various natural revenue heads of accounts in the year the expenses are incurred. Expenses of capital nature are treated as fixed assets.
- 14.4 Taxation: Provision for Income Tax is made on the basis of estimated taxable income for the year. Deferred Tax is recognized, subject to consideration of prudence on timing differences, being the difference between taxable and accounting income/ expenditure that originate in one period and are capable of reversal in one or more subsequent period(s).
- 14.5 The Mandatory Accounting Standard on Segment Reporting(AS-17), Related Party Transactions (AS-18), Discontinuing operation(AS-24), Interim Financial Report(AS-25) and Financial Reporting of Interest(AS-27) in Joint Ventures are not applicable to Company.

SCHEDULE - "Q"

NOTES ON ACCOUNTS

1. CONTINGENT LIABILITIES/CAPITAL COMMITMENT

1.1 Description of Contingent Liabilities which have not been provided in the Accounts (refer Para-15 of Sch-P) are as under:

Particulars	2009-10 (Rs. in Lakh)	2008-09 (Rs. in lakh)	Payment under protest and shown under Loans & Advances (Sch.-L)	
			2009-10 (Rs. in lakh)	2008-09 (Rs. in lakh)
(a) Claims against the Company not acknowledged as debt.	41153.63	9685.64	0.00	0.00
(b) Sales Tax Liability that may arise in respect of matters in appeal	43835.09	17217.24	7880.32	5466.76
(c) Royalty & Cess Liability that may arise in respect of matters in appeal	14321.87	11278.82	2503.36	3712.16
(d) Income Tax liability that may arise in respect of which the Company has preferred an appeal.	18588.57	10867.94	23240.44	375.94
(e) Un-expired letter of credit	710.28	2042.53	0.00	0.00

1.2 Capital Commitment

Estimated amount of contracts remaining to be executed on Capital Account and not provided for (net of advance) is Rs. 5131.95 lakh (previous year Rs. 4067.76 lakh).

2. Secured Loans

The Company through its holding Company CIL entered into an agreement with State Bank Consortium to avail Cash Credit facilities for an aggregate sum of Rs. 8300.00 lakh and the said facilities shall be collaterally secured by creating hypothecation charge over the current assets comprising of Book Debts, Stock of Raw materials, Semi-finished and finished goods, Stores and Spares not relating to Plant & Machinery(Consumable Stores & Spares), both present and future jointly and severally in favour of the said Banks for a sum of Rs. 8300.00 lakh. Moreover, the said facilities have not been availed by the Company during the year under review.

3. Unsecured Loans

Loans from IBRD and JBIC on account of Coal Sector Rehabilitation Project forming part of Unsecured Loan (Ref. Schedule-E), obtained through CIL are covered by guarantee of CIL and counter-guarantee by Govt. of India.

4. Fixed Assets

- 4.1 Land consists of free/ lease hold land and land acquired under Coal Bearing Acquisition Act, 1957.
- 4.2 Cost of Notified land is capitalized on physical /constructive possession basis and completion of assessment by the competent authority.
- 4.3 41,959.32 Ha. of land has been acquired under CBA(A&D) Act, 1957. Out of this approximately 13,644.32 Ha. is tenancy land. The balance is forest and GMK land. Out of 13,644.32 Ha. of tenancy land, compensation has been assessed as Rs. 32.53 crore for 6,578.32 Ha. Out of this

amounting to Rs. 30.87 crore has been paid. The balance amount is being paid by holding regular payment camps in different projects.

- 4.4 Fixed Assets include certain tangible assets in respect of closed project during the year or in earlier year(s) and have not been adjusted in the accounts pending review regarding further use of these assets.
- 4.5 Provision of Rs. NIL lakh (Previous year- Rs. NIL lakh) has been made towards loss of assets. Total provision amounting to Rs. 1087.08 lakh (Previous year-Rs. 1087.08 lakh) as on 31.03.2010 has been retained which is considered adequate (Refer Schedule-N).
- 4.6 Buildings include Electrical fittings, water supply arrangements, sanitary fittings.
- 4.7 The Assets and Liabilities of two hospitals taken over from Coal Mines Labour Welfare Organization in 1981 have not been reflected in the accounts pending determination of values thereof.
- 4.8 The Assets and Liabilities of three Mines Rescue stations taken over during 1985-86 have not been reflected in the accounts pending determination of values thereof.

5. Capital Work-in-Progress

- 5.1 For machinery/assets, which could not be put to use for more than three years from the date of purchase/acquisition, provision equivalent to depreciation w.e.f. the fourth year from the date of purchase/acquisition has been made during the year amounting to Rs. 431.81 lakh (previous year Rs. 432.25 lakh). Total provision as on 31.03.2010 is Rs. 4188.42 lakh (Refer Schedule-G) after adjustment of Rs. 84.42 lakh.
- 5.2 Provision of Rs. NIL lakh (Previous year Rs. 1.39 lakh) has been made towards the loss of capital expenditures. Total provision amounting to Rs. 1278.00 lakh (Previous year Rs. 1278.00 lakh) as on 31.03.2010 has been retained which is considered adequate (Refer Schedule-G).

6. INVENTORIES

- 6.1 The difference on reconciliation of numerical ledger with price ledger for the purpose of these accounts have been reflected in the consumption of stores and spares parts to the extent such reconciliation is completed during the year.
- 6.2 Pursuant to the Accounting Policy (Referred in para -7.4 of Sch-P), provision of Rs. 454.77 lakh (previous year Rs. 18.26 lakh) has been made during the year for unserviceable/damaged/obsolete stores and also for Stores & Spares unmoved for 5 years. Total provision of Rs. 3614.01 lakh (Previous year 3159.24 lakh) as on 31.03.2010 is considered adequate.
- 6.3 Physical stock has been adopted in the following cases over the book stock, because of difference being beyond 5%, pursuant to the Accounting Policy as referred in Para 7.1 of Sch-P.

Type of Coal	Name of the Project	Book Stock	Physical Stock	Difference Qty.	Difference %age
Rejects	Kathara(W)	5162427	4810761	(-) 351666	(-) 6.81

- 6.4 A provision of Rs. 210.00 lakh was made in the year 2006-07 pending investigation of shortage/ difference in the closing stock of raw coal as on 31.03.07 in between the Kathara colliery and Kathara washery. The said provision has been retained as on 31.03.2010 which is considered necessary .

7. SUNDRY DEBTORS

- 7.1 A provision of Rs. 12348.83 lakh (previous year Rs. 14417.29 lakh) has been made during the year against disputed dues on the basis of fair estimate. The total provision of Rs. 49573.00 lakh (after utilizing against Bad Debt written off Rs. 2975.83 lakh and withdrawal of excess provision made earlier periods for Rs. 152.00 lakh as on 31.03.2010 is considered adequate.
- 7.2 Sundry debtors balances are subject to confirmation by the parties.

8. LOANS & ADVANCES AND OTHER CURRENT ASSETS

- 8.1 Sundry Debtors, Advances, Stores in Transit and Claims Receivable include some old items pending reconciliation/ review and adjustments to appropriate accounts.
- 8.2 Provision of Rs. 200.20 lakh (previous year Rs. 4631.15 lakh) has been made during the year towards long pending advances and claims. Total provision of Rs. 5482.60 lakh (after write back of the excess provision of Rs. 580.59 lakh which had been made in earlier years) up to 31.03.10 is considered adequate (Refer Sch-K, L&M).

9. CURRENT LIABILITIES & PROVISIONS

- 9.1 By virtue of enactment of Cess and Other Taxes on Minerals (Validation) Act, 1992, the Company, in 1992-93, raised supplementary bills on customers up to 4th April, 1991 for Rs.10033.04 lakh on account of cess and sales tax thereon. The said amount has been included in statutory dues payable for cess and sales tax under the head "Current liabilities and Provisions" (Sch-N) with corresponding Debit in "Claims Receivable-Cess" (Sch-M).
- 9.2 There are no Micro, Small and Medium Enterprises, to whom the Company owes dues, which are outstanding for more than 45 days as at 31.03.2010. This information as required to be disclosed under the MS & MED Act, 2006 has been determined to the extent such parties have been identified on the basis of information available with the Company.
- 9.3 Sundry creditors, other current liabilities includes some old items pending reconciliation and review and adjustments to appropriate accounts

10. PROFIT AND LOSS ACCOUNT

- 10.1 The liability towards Incremental Gratuity for the year amounting to Rs. 11731.64 lakh (previous year Rs. 38448.41 lakh) has been provided on actuarial basis.
- 10.2 An amount of Rs. 739.22 lakh has been provided in the accounts during the year towards leave encashment & HPL (Previous year Rs. 8348.30 lakh) making a total provision of Rs. 20461.12 lakh. (Previous year Rs. 19721.90 lakh).
- 10.3 Interest amounting to Rs. 1397.37 lakh charged by the Holding Company (previous year Rs. 3929.96 lakh) has been accounted for during the year.
- 10.4 Apex charges amounting to Rs. 2601.15 Lakh (previous year Rs. 4238.01 lakh) levied by the Holding Company @ Rs. 5 per tonne of coal produced towards rendering various services like procurement, marketing, Corporate Service etc. based on agreement entered into, have been accounted for.
- 10.5 IICM charge amounting to Rs. 235.40 lakh (previous Year Rs. 216.22 lakh) levied by the Holding Company @ Rs. 0.50 per tonne of coal produced, has been accounted for.
- 10.6 In terms of CIL's letter No. CGM(F)/126/07 dtd. 08.04.2004 a charge of Rs. 2651.76 lakh (Previous year Rs. 2619.00 lakh) levied by the Holding Company @ Rs. 6.00 per tonne of coal

released during 2009-10 towards Rehabilitation fund for dealing with fire, shifting and stabilization of unstable areas have been accounted for.

11. GENERAL

11.1 In terms of lease agreement, the Company has granted a right to occupy and use the assets of the Company. The cost of gross carrying amount at the beginning of the year is Rs. 5428.73 lakh. The accumulated depreciation as at the end of the year is Rs. 4621.56 lakh. Depreciation for the year is Rs. 286.47 lakh. The future minimum lease payment receivable in the aggregate during the period of lease is Rs. 6194.00 lakh. The details of future lease payment receivables are as under:

	2009-10 (Rs. in lakh)
(i) Not later than one year	384.00
(ii) Later than one year and not later Than five years	1152.00
(iii) Later than five years	4658.00
Total	6194.00

11.2 The Bonds received on securitization of dues from State Electricity Boards, from the State Government of Uttar Pradesh and Haryana are treated as long time investment and is valued at cost. During the year under audit an amount of Rs. 942.30 lakh has been redeemed.

11.3 In compliance with AS-22, Deferred Tax Assets has been recognized for Rs. 177193.57 lakh for the year 2009-10 making a total net deferred tax asset for Rs. 149243.81 lakh as on 31.03.2010. The total deferred tax assets is Rs. 177193.57 lakh, liable to reversal in one or more subsequent period(s), consists of Doubtful debts, Gratuity and Leave encashment on actuarial basis, provision for Loans & Advances, Obsolescence of stores and carry forward of expenditures of VRS and P&B etc. Similarly, the deferred tax liability, being the difference of WDV of fixed assets as per books and as per I.T. Rules, is Rs. 27949.76 lakh.

11.4 The Carpet coal at colliery as measured by CIL Measurement Team, is 1.22 lakh tonne which has been included in adopted stock of 164.10 tonne as on 31.03.10. The quantity of carpet coal is only 0.74% of the total quantity of coal at collieries, as adopted in the accounts of 2009-10. While valuing carpet coal, digging cost equivalent to loading cost is deducted from net realizable value of the coal in case the stock is valued at NRV.

11.5 Pursuant to detailed technical assessment of required quantity and the methodology to be adopted by a constituted committee of CIL in respect of the provision for land reclamation, back filling and the other corrective activities within the purview of EMP/ EIA Act in regard to OC mines and U/G mines, total estimated provision equivalent to Rs.2272.13 lakh has been made in the year 2009-10. The total provision as on 31.03.2010 is Rs.4526.28 lakh (Previous year Rs. 2254.15 lakh).

11.6 Liabilities with regard to the Gratuity plan are determined by actuarial valuation at each Balance Sheet date using the projected unit credit method. The Company has contributed towards the ascertained liabilities in the current year an amount of Rs.22222.92 lakh out of the past obligation and Rs. 10000.00 lakh for the current year making a total amount of Rs.32222.92 lakh to the CCL Employees Group Gratuity Fund Trust (the Trust). Trustees administered contribution made to the Trust and contribution are invested with Employees Group Gratuity Cash Accumulation Scheme with Life Insurance Corporation of India. The following table sets out the gratuity plan and the amounts recognized in the Company's financial statements as at 31st March, 2010.

Disclosure Item 120 (c)	As at 31.03.2010 (Figs. in Rs.)
1. Change in benefit obligations :	
Projected benefit obligation, beginning of the year April, 2009	11295971599
Interest Cost	841806827
Current Service Cost	826803883
Benefits paid	1546772521
Actuarial gain/loss on obligations	1051326104
Present value of obligation at the end of the year	12469135893
2. Fair vallule of the plan assets : Dissclosure item 120 (e) :	
Fair value of the plasn assets beginning of the year April, 2010	0.00
Contribution by Employer	3222292346
Benefits paid	1546772521
Actuarial gain/loss on plan assets	1536352084
Fair value of the plan assets at the end of the year	3211871909
3. Amount recognized in the Balance Sheet : Disclosure item 120 (f) funded status :	
Present value of obligation as on 31.03.2010	12469135893
Fair vallue of plan assets as on 31.03.2010	3211871909
Net liability recognized in Balance Sheet	9257263984
4. Amount recognized in the Profit & Loss Account : Disclosure item 120 (g) :	
Current service cost	826803883
Interest cost	841806827
Actual gain/loss of plan assets	0.00
Net actuarial gain/loss recognised in this year	485025979
Total included in gratuity cost (refer Sch.-6)	1183584731
5. Principal actuarial assumption :	
Mortality table	LICI 1994-96
Superannuation age	60 years
Salary Escalation	6.00 % p.a.
Inflation Rate	6.00 % p.a.
Discount Rate	8.00 % p.a.
Return on Asset	9.50 % p.a.
Formula used	Projected unit credit method

In the case of Leave Encashment Benefit(EL/HPL) Disclosure items 12(c):**As at 31.03.2010**

Present value of obligation at the beginning of the year	1972189433
Interest Cost	93530567
Current Service Cost	208919721
Curtailment Cost	0
Settlement Cost	0
Benefits paid	1606114690
Actuarial gain/loss on obligations	1377586511
Present value of obligation at the end of the year	2046111543

Disclosure item No. 120(e)

The table showing changes in Fair Value of Plan Assets: Not applicable as the scheme is unfunded.

Disclosure item No. 120(f)

Table showing funded status: Not applicable as the scheme is unfunded.

- 11.7 The price of raw coal was revised in pursuance of Price Notification No.CIL: S&M:GM(F):Pricing:1181 dtd. 15.10.2009 as communicated by the CFM(S&M), CIL Kolkata vide letter No. CIL:S&M:GM(F):Pricing:1182 dtd. 15.10.2009. The revised price was applicable w.e.f. midnight of 15.10.2009 i.e. 00.00 hours of 16.10.2009 . Consequent upon such increase of the price, the impact of increase in sale price which has been considered in the P&L account amounting to Rs. 16259.84 lakh and the resultant impact of increase in Royalty amounting to Rs. 1555.29 lakh.
- 11.8 As per Uniform Accounting Policies issued by CIL on 31.03.2010, the fund for the CSR should be allocated based on 5% of the retained earning of previous year subject to minimum of Rs. 5/- per tonne of coal production of previous year. The impact of Rs. 2161.80 lakh has been shown in the P&L Appropriation account under CSR Reserve in line with the recommendation of the Uniform Accounting Committee of CIL constituted for this purpose. An amount of Rs. 728.64 lakh has been transferred to General Reserve by corresponding charge to P&L Account.
- 11.9 To comply with the Accounting Policies (referred No. 12.1) the OBR accounting has been started in the case of Amlo OCP Tetariakhar OCP collieries falling under this purview. As such an amount of Rs. 12773.19 lakh and Rs. 1621.06 lakh respectively making a total amount of Rs. 14394.25 lakh has been debited to P&L Account resulting thereby decrease of the profit to that extent.
- 11.10 The Income Tax Assessing Officer while completing the assessment for the assessment year 2002-03 had rejected the claims of the Company for certain relief and concession in respect of the carry forward un-absorbed depreciation and carry forward loss resulting thereby a certain demand and ultimately the said amount is squared off with the advance paid to the department. The Company did not agree to the assessment order and had preferred an appeal before CIT(A), Ranchi pending for the order. Similarly in the case of the assessment for the assessment year 2005-06 , 2006-07 and 2007-08 department raised the demand for Rs. 4835.40 lakh, Rs.10492.17 lakh and Rs. 3261.00 lakh respectively with the continuation of the disallowance of certain claims by the Company . The Company have preferred appeal against such disputing order / demand and the status of those cases are given below:

(Rs. in lakh)

Assessment year	Disputed amount	Current Status
2005-06	4835.40	The 2nd Appeal filed before ITAT(Patna) has been allowed and remanded to CIT(A) Ranchi for reconsideration on the matter of " one time payment of Lease premium of Rs. 136.85 crore shown as Capital WIP which has been wrongly been added back by Assessing Officer.
2006-07	10492.17	Appeal pending before CIT(A) Ranchi and the amount of demand has been adjusted by the Assessing Officer from the refundable amount of assessment year 2005-06.
2007-08	3261.00	Appeal pending before CIT(A) Ranchi.

The assessment procedures for the assessment year 2008-09 and 2009-10 respectively has not yet been completed by the department. Pending the finalization of the appellate proceedings by ITAT the amount related to above disallowances has been disclosed as Contingent Liabilities. However, Rs. 258.68 crores has been retained as the refundable claim from the department in respect of those assessment years.

Income Tax department has rejected some relief and concession for the assessment years 1984-85 , 1988-89, 1989-90, 1990-91, 1991-92, 1992-93, 1993-94 respectively in respect of guest house expenses, expenses on community development , depreciation on sales/surveyed off assets, arrear pension etc. amounting to Rs. 6594.61 lakh. The impact on income tax on such amount neither has been ascertained nor demanded by the Department. However, CCL appeared before the Tribunal and the case was reversed in favour of CCL. The Income Tax Department filed the tax appeal before the High Court against CCL as it is learnt that the permission from COD is still pending.

11.11 Pursuant to the conclusion of the FS Agreement with the Power Houses and Steel sectors for the performance incentive for supply of more than 90% of ACQ. CCL had preferred claim of performance incentive and submitted to the respective customers. A total of Rs. 27.74 crores has been claimed and accordingly accounted for in the financial year 2009-10.

11.12 Earning per share (EPS): The details of EPS computation is set out below

	<u>2009-10</u>	<u>2008-09</u>
Profit available to Equity Share Holders (Rs. in lakh)	96578.87	48992.91
Weighted average no. of Equity Shares	94,00,000	94,00,000
Basic earning per share	Rs.1027.43	Rs. 521.20

12. EFFECT OF EXCHANGE FLUCTUATION:

12.1 Coal India Limited (Holding Company) has entered into Principal- Only Swap (POS) transaction which will entitle CIL to receive dollar at a fixed rate prevailing on the trade date, for repayment of IBRD loan falling due on different dates from 15.11.2005 to 15.05.2007. The loan amount covered under such Swap transaction has therefore been revalued at fixed rates prevailing on the trade dates. The balance amount of IBRD Loan(not covered under SWAP transaction) and the amount of JBIC(JEXIM) loan have been revalued at the spot USD/INR Rate and JPY/INR rate respectively prevailing on 31.03.10. As a result, there is a favourable impact of Rs.1187.69 lakh which have been credited to P&L Account.

13. DIRECTORS REMUNERATION (KEY MANAGEMENT PERSONNEL)

(Rs. in lakh)

Particulars	Chairman/Managing Director		Functional Directors	
	2009-10	2008-09	2009-10	2008-09
Salary & Allowances (including Gratuity & leave encashment)	14.43	20.33	28.60	25.88
Provident Fund	1.55	2.06	3.10	3.18
Perquisites	0.00	1.06	3.81	3.03

Note : Perquisites do not include value/charges for furniture rent and electric energy and use of Company's car which have been recovered as per rules of the Company and value of free medical facilities in Company's hospitals.

14. INFORMATION PURSUANT TO THE PROVISIONS OF PARAGRAPHS 4C AND 4D OF PART-II OF SCHEDULE VI TO THE COMPANIES ACT, 1956

(a) Licenced Capacity, Installed Capacity and Actual Production :

(Fig. in lakh tonne)

Class of Goods	Licenced Capacity		Installed Capacity		Actual Production	
	2009-10	2008-09	2009-10	2008-09	2009-10	2008-09
Coal	NA	NA	NA	NA	470.83	432.36
Washed Coal:						
(a) Coking	48.10	48.10	48.10	48.10	13.92	17.09
(b) Non Coking	86.40	86.40	86.40	86.40	74.24	68.37
Slurry (Coking)/Washed Coal Power	NA	NA	NA	NA	14.72	16.16
Hard Coke	NA	NA	NA	NA	0.00	0.00
Soft Coke	NA	NA	NA	NA	0.00	0.00
Total					573.71	533.98

(i) Licensed Capacity registered with appropriate authorities. No industrial license is required for production of these goods.

(ii) Installed Capacity has been certified by Company's Technical Expert.

(b) Particulars in respect of Outside Despatch :

*(Value Rs. in lakh)
(Quantity tonnes in lakh)*

Class of Goods	2009-10		2008-09	
	Quantity	Value	Quantity	Value
Coal	324.80	432751.83	321.64	393190.08
Washed Coal				
(a) Coking	13.76	62947.06	17.42	80986.64
(b) Non-Coking	73.48	103742.86	67.33	91622.61
* Middlings/Slurry/Washed Coal Power	15.26	25310.15	18.53	26700.66
Hard Coke	0.00	0.00	0.00	0.00
Soft Coke	0.00	0.00	0.00	0.00
Bye-Products	8.72	4440.13	6.27	5337.37
Total	436.02	629192.03	431.19	597837.36

*Outside dispatch of 0.94 lakh of Non-Coking Slurry is not included in the quantity of Middling/Slurry/WCP.

(C) Particulars in respect of finished stocks :(Value Rs. in lakh)
(Quantity tonnes in lakh)

Class of Goods	2009-10		2008-09	
	Quantity	Value	Quantity	Value
(I) Opening Stock :				
Coal	132.32	66105.57	139.31	65978.97
Washed Coal				
(a) Coking	0.82	1770.01	1.48	2744.33
(b) Non-Coking	1.33	1285.51	0.29	309.86
Middlings/Slurry (coking)/Washed Coal Power	11.41	11297.37	16.25	16601.21
Hard Coke	0.017	62.39	0.017	63.98
Soft Coke	0.0004	0.69	0.0004	0.69
Bye-Products	0.06	103.23	0.06	103.23
Magnetite	0.003	1.61	0.003	1.61
Total	145.9604	80626.38	157.4104	85803.88

(Value Rs. in lakh)
(Quantity tonnes in lakh)

Class of Goods	2009-10		2008-09	
	Quantity	Value	Quantity	Value
(II) Closing Stock				
Coal	164.10	84904.85	132.32	66105.57
Washed Coal :				
(a) Coking	0.98	2154.77	0.82	1770.01
(b) Non-Coking	2.09	2285.84	1.33	1285.51
Middlings/Slurry/(coking)/Washed Coal Power	10.87	11186.09	11.41	11297.37
Hard Coke	0.017	62.05	0.017	62.39
Soft Coke	0.0004	0.69	0.0004	0.69
Bye-Products	0.06	41.91	0.06	103.23
Magnetite	0.003	1.61	0.003	1.61
Total	178.1204	10637.81	145.9604	80626.38

Washed Coal excludes contaminated coal of 83795 tonnes (Previous year 83795 tonnes).

(d) Details of coal consumed in Washeries, Coke Ovens and Soft Coke Making :*(Value Rs. in lakh)
(Quantity tonnes in lakh)*

Class of Goods	2009-10		2008-09	
	Quantity	Value	Quantity	Value
Washeries	114.14	105240.09	114.85	101929.97
Coke Oven	0.00	0.00	0.00	0.00
Soft Coke	0.00	0.00	0.00	0.00
Total	114.14	105240.09	114.85	101929.97

(e) Value of imported and indigenous stores, spare parts and components consumed:*(Rs. in lakh)*

Particulars	2009-10	Percentage	2008-09	Percentage
Imported	978.16	1.94%	687.49	1.43
Indigenous	49318.97	98.06%	47292.51	98.57
TOTAL	50297.13	100%	47980.00	100%

(f) CIF Value of Imports :*(Rs. in lakh)*

	2009-10	2008-09
Components & Spare Parts	839.09	855.35
Capital Goods	NIL	215.88
TOTAL	839.09	1071.23

(g) Expenditure incurred in Foreign Currency on account of (As per debit advice of Holding Company) :*(Rs. in Lakh)*

	2009-10	2008-09
(i) Interest	204.54	344.69
(ii) Agency Commission	0.58	0.43
Total	205.12	345.12

15. During the year various heads of account of Balance Sheet and Profit & Loss Account have been rearranged /regrouped and accordingly previous year's figures to the extent possible have been rearranged/ regrouped to make them comparable.
16. Figures have been expressed in "Lakh" and rounded off to the nearest thousand.

Sd/-
C. V. N. Gangaram
Company Secretary

Sd/-
H. Tiwari
General Manager (Finance)

Sd/-
A. Chatterjee
Director (Finance)

Sd/-
R. K. Saha
Chairman-cum-Managing Director

Place : Kolkata
Dated : 11.05.2010

Place : Kolkata
Dated : 11.05.2010

In terms of our report of even date
For **M/s V. K. Jindal & Co.**
Chartered Accountants
Sd/-
(Suresh Agarwal)
Partner
(M. no. 072534)
(Firm ICAI Reg. No. 001468 C)

SCHEDULE - "R"**BALANCE SHEET ABSTRACT AND COMPANY'S GENERAL BUSINESS PROFILE****I. REGISTRATION DETAILS :**

Registration No.	:	581
State Code	:	34
State	:	Jharkhand
Balance Sheet Date	:	31.03.2010

II. CAPITAL RAISED DURING THE YEAR (Amount Rs. in lakh):

Public Issue	:	NIL
Right Issue	:	NIL
Bonus Issue	:	NIL
Private Placement	:	NIL

III. POSITION OF MOBILISATION AND DEPLOYMENT OF FUNDS (Amount Rs. in lakh) :

Total Liabilities	:	808949.05
Total Assets	:	808949.05

Sources of Funds :

Paid-up Capital	:	94000.00
Reserve & Surplus	:	172063.96
Secured Loan	:	0.00
Unsecured Loans	:	11205.41

Application of Funds:

Net Fixed Assets	:	185923.51
Investments	:	5653.82
Deferred Tax Assets (Net)	:	50727.97
Net Current Assets	:	34964.07
Misc. expenditure	:	0.00
Accumulated Loss	:	0.00

IV. PERFORMANCE OF COMPANY (Amount Rs. in lakh) :

Turnover (Net)	:	548822.42
Total Expenditure (Net)	:	395517.41
Profit/Loss before Tax	:	153305.01
Profit /Loss after Tax	:	96578.87
Earning per Share (in Rs.) (on par value of Rs. 1000 per share)	:	1027.43
Dividend Rate %	:	41.10

V. GENERIC NAMES OF PRINCIPAL PRODUCTS OF COMPANY :

Item Code No. (ITC Code)	:	270112.00	Product Description	:	BITUMINOUS COAL
Item Code No. (ITC Code)	:	270119.01	Product Description	:	COKING COAL
Item Code No. (ITC Code)	:	270400.03	Product Description	:	HARD COKE

Sd/-
C. V. N. Gangaram
Company Secretary

Sd/-
H. Tiwari
General Manager (Finance)

Sd/-
A. Chatterjee
Director (Finance)

Sd/-
R. K. Saha
Chairman-cum-Managing Director

Place : Kolkata
Dated : 11.05.2010

Place : Kolkata
Dated : 11.05.2010

In terms of our report of even date
For **M/s V. K. Jindal & Co.**
Chartered Accountants
Sd/-
(Suresh Agarwal)
Partner
(M. no. 072534)
(Firm ICAI Reg. No. 001468 C)

SCHEDULE - S**CASH FLOW STATEMENT (INDIRECT METHOD) FOR THE YEAR 2009-10***(Rs. in Lakh)*

	Current Year	Previous Year
A. CASH FLOW FROM OPERATING ACTIVITIES		
Net Profit before Tax and extra-ordinary items	153198.59	74251.27
Adjustment for :		
Depreciation	10480.51	5508.41
Deferred Tax	5771.56	-22142.64
O.B.R. Adjustment	18502.34	7198.27
Adjustment for Transitional Provision	0.00	0.00
Interest on Investment (Tax Free Bonds)	-541.59	-961.14
Interest on Short Term Deposit	-12776.54	-9780.27
Interest on Surplus Fund Parked with CIL	-1402.73	-1808.95
Interest & Finance Charges	1924.64	4681.65
	21958.19	-17304.67
Operating Profit before working Capital Changes	175156.78	56946.60
Adjustment for :		
Increase (-)/Decrease (+) in Loans & Advances	141372.16	-50064.28
Increase (-)/Decrease (+) in Debtors	23281.65	-20395.50
Increase (-)/Decrease (+) in Inventories	-20911.21	2311.62
Increase (-)/Decrease (+) in Other Current Asset	-4260.54	-332.01
Decrease (-)/Increase (+) in Current Liabilities	-147308.77	123667.52
	-7826.71	55187.35
Cash Flow before Extra Ordinary items	167330.07	112133.95
Prior Period Adjustment	106.42	2129.12
Cash Flow from Operating Activities	167436.49	114263.07
Tax Provision	-63291.65	-30717.99
Net Cash Flow from Operating Activities	104144.84	83545.08

B CASH FLOW FROM INVESTING ACTIVITIES

Purchased/Acquisition of Fixed Assets (Net of Adjustment)	-20578.83	-9424.18	
Interest on Short Term Deposit	12776.54	9780.27	
Redemption of Tax Free Power Bonds	942.30	942.30	
Interest on Surplus Fund Parked with CIL	1402.73	1808.95	
Interest on Investment (Tax Free Bonds)	541.59	961.14	
	-4915.67	4068.48	

C CASH FLOW FROM FINANCING ACTIVITIES

World Bank Loan through CIL (Exchange Fluctuation)	-1187.69	3257.21	
Repayment of World Bank Loan	-1277.04	-1147.40	
Repayment of CIL Loan	-15727.44	-15000.00	
Interest & Finance Charges	-1924.64	-4681.65	
	-20116.81	-17571.84	

**Net Increase/Decrease in Cash and Cash Equivalent
(A+B+C)**

79112.36

70041.72

Cash and Cash equivalent as on 01.04.2009
(Refer to Sch. K of the Balance Sheet)

181588.39

111546.67

Cash and Cash equivalent as on 31.03.2010
(Refer to Sch. K of the Balance Sheet)

260700.75

181588.39

79112.36

70041.72

Sd/-
C. V. N. Gangaram
Company Secretary

Sd/-
H. Tiwari
General Manager (Finance)

Sd/-
A. Chatterjee
Director (Finance)

Sd/-
R. K. Saha
Chairman-cum-Managing Director

Place : Kolkata
Dated : 11.05.2010

Place : Kolkata
Dated : 11.05.2010

In terms of our report of even date
For **M/s V. K. Jindal & Co.**
Chartered Accountants
Sd/-
(Suresh Agarwal)
Partner
(M. no. 072534)
(Firm ICAI Reg. No. 001468 C)

ADDENDUM TO DIRECTORS' REPORT

(Under Section 217 (3) & 227 (2) of the Companies Act, 1956)

AUDITORS' REPORT

MANAGEMENT'S REPLY

To

The Members of Central Coalfields Limited

1. We have audited the attached Balance Sheet of Central Coalfields Limited as at 31st March 2010 and the Profit & Loss Accounts and also the Cash Flow statement for the year ended on that date annexed thereto, in which are incorporated the accounts of 7 Areas audited by respective Branch Auditors and 9 Areas/ Units audited by us. The report of the Branch Auditors as submitted and forwarded to us have been appropriately dealt with in preparing this report. These financial statements are the responsibility of the Company's Management. Our responsibility is to express an opinion on these financial statements based on audit conducted by us as well as by the Branch Auditors for the respective area.
2. We conducted our Audit in accordance with Auditing standards generally accepted in India. Those standards require that we plan and perform the audit to obtain reasonable assurance about whether the financial statements are free from material misstatements. An Audit includes examining, on a test basis, evidence supporting the amounts and disclosure in the financial statements. An audit also includes assessing the accounting principles used and significant estimates made by management, as well as evaluating the overall financial statements presentation. We believe that our audit provides a reasonable basis for our opinion.
3. As required by the Companies (Auditors' Report) Order, 2003 issued by the Central Government of India in term's of Sub-Section 4A of Section 227 of the

AUDITORS' REPORT**MANAGEMENT'S REPLY**

Companies Act, 1956, we enclose in the annexure a statement on the matters specified in paragraphs 4 & 5 of the said order, to the extent applicable to the Company.

4. Further to our comments in annexure referred to in paragraph 3 above, we report that:

4.1 The right, title and interest for land & mining, taken over from holding and its' subsidiary companies and others at the time of nationalisation are not supported by title deeds and not available for our verification, as such we are unable to comment on the same.

Lease of coal mines nationalized under Coal Mines(Nationalization) Act, 1973 were vested in Coal Mines Authority Limited by statutory order No. GSR/345-E dtd. 9th July,1973, New Delhi. Thus, individual title deeds are not available with the Company.

4.2 Capital Work-in-Progress includes both tangible and intangible assets including Advances and payments for Railway Siding Rs. 9551.78 lacs that have been appearing since long. In absence of linking and information about present status, we are unable to verify the same.

Some facilities/assets do remain idle for some time due to technical or economic reason. Sometimes it requires considerable time to bring the assets for its intended use. However, idle assets no longer required, are expensed after proper scrutiny at the year end.

4.3 In absence of thorough technical review of the position of obsolete / unserviceable stores and spares; which was last reviewed on 21.07.2001, we are unable to comment on the adequacy of the provision made in this respect.(Refer Point No. 6.2 of "Schedule-Q")

Provision made against stock of obsolete and damaged stores has been considered to be adequate by the management. Since no P&M operating at CCL have been declared obsolete by CIL after 2001 till date. There is well defined policy in this regard. The assessment of items which are obsolete and unserviceable for more than five years is made by the external firms of accountants.

4.4 Balances of Sundry debtors, Loans and Advances, deposits, claim receivables and sundry creditors have not been confirmed by the respective parties.

The balances with major sundry debtors, claims receivables, sundry creditors are reconciled at regular intervals.

4.5 In absence of year wise break up of unlinked debit balance of Rs.35.50 lacs due from cash sale parties, we are unable to express opinion on it's realisability .

This is a case of negative balances in respect of advance deposit related to cash sale. The reconciliation and or adjustment of such balance is a continuous process and adjustment shall be carried out in due course.

AUDITORS' REPORT**MANAGEMENT'S REPLY**

- | | | |
|------|---|--|
| 4.6 | In absence of adequate information and confirmation from party, we are unable to express our opinion as to the adequacy of provision of Rs. 8490.00 lacs made against on outstanding dues of Rs. 15548.00 lacs from BSEB which is more than ten years old. | Provision has been made on the basis of best judgement taking into consideration all the factors regarding the doubtful portion of the dues. BSEB is a State Electricity Board. Though these dues are old, yet it does not necessarily mean that these are unrecoverable as the customer(s) is State Govt. |
| 4.7 | In absence of adequate information, we are unable to express our opinion as to the realisability or otherwise of claim for refund of Sales Tax amounting to Rs. 2256.31 lacs relating to 1985-86 onwards. | The amount is due from Government and can not be considered bad simply because of the limitation period of the same. CCL is in continuous touch with State Govt. for its realisability and or its adjustment with the dues payable to the Govt. |
| 4.8 | A provision of Rs. 4025.04 lacs has been made upto 31.03.2010 against the deposits relating to cases under appeals for Royalty/ Cess and Sales Tax amounting to Rs. 10383.68 lacs. The implication of the balance amount on profit, assets and liabilities could not be ascertained. | The individual case against the balance amounts have been examined in terms of the liabilities as per AS-29 and found that no such liability has crystallized as on the Balance Sheet date. Hence, no further provision is required to be made at this stage. |
| 4.9 | In absence of Expert legal opinion/ latest position of cases/ litigation against the Company as referred in Note No. 1 of Schedule-Q , we are unable to express our opinion on additional liability, if any, which are required to be provided under AS-29 lying un-provided/ undisclosed. | The individual cases have been examined with reference to the conditions existed at the reporting date as well as the additional events after the Balance Sheet date. No such liabilities have crystallized under AS-29 on the Balance Sheet Date. |
| 4.10 | We observed that in the consolidated Central Ledger at the Headquarters a number of entries relating to different areas have been passed after completion of audit by the area auditors. The final position of Profit/Loss and Balance Sheet after such entries has not been certified by the respective Area Auditors. | The relevant journal entries had been passed at the headquarters at the time of consolidation. Hence the impact is automatically transferred to the respective areas. |
| 4.11 | Due to non-availability / verification of some schedules of current assets and current liabilities in some Areas we are unable to comment about impact of the same; if any, on the accounts. | Noted for necessary action. |

AUDITORS' REPORT**MANAGEMENT'S REPLY**

4.12 During the year the Company has not carried out any exercise/ evaluation of its assets to ascertain the impairment, if any. In absence of which the impact on the profit and the diminution in value of its assets remained unascertained which is not in accordance with AS-28- "Impairment of Assets"

In respect of loss making mines the development expenditure (including Prospecting & Boring expenditure) has already been charged off to the P&L A/C. Other assets like Heavy Earth Moving Machinery & Buildings etc. are capable of being used elsewhere. Hence, there is no further impact of impairment.

4.13 Surveyed-off assets are retained in the book value i.e. cost less depreciation without ensuring that the book value is less than the net realisable value which is not in accordance with AS-10 – "Accounting of Fixed Assets".

In the absence of any such active market for this type of product, it is difficult to determine the NRV.

4.14 Shortage/surplus found on physical verification of coal, coke etc. within +/- 5% over book stock (colliery-wise) , is ignored pursuant to Accounting Policy 7.1 of the Company. As a result net shortage within +/- 5% between book stock and measured stock (colliery-wise) valued at Rs. 2500.04 lacs of Raw Coal, Washed Coal, Middling etc. remained un-adjusted in the books of account. In our opinion, the valuation of inventory should have been considered in the accounts as per physical measurement of stocks. In view of that , non consideration of measured value of coal has resulted in overstatement of profit and inventory by Rs. 2500.04 lacs.

Regarding the shortage on physical verification the accounting has been made as per point no. 7.1 of the Accounting Policy(Sch-P).

5 We further that without considering the items mentioned in paragraph 4.1 to 4.13 above the effect of which could not be determined, had the observation made by us in paragraph 4.14 above been considered the profit for the year would have been Rs. 150804.97 lacs (as against reported figures of Rs. 153305.01 lacs) and inventories would have been Rs. 115217.49 lacs (as against reported figures of Rs. 117717.53 lacs)

No Comments.

AUDITORS' REPORT

MANAGEMENT'S REPLY

- 6 Subject to our observations contained in paragraphs 4 and 5 above read together with " Significant Accounting Policies" in Schedule-P and " Notes on Accounts" in Schedule-Q, we report that:
- (i) We have obtained all the information explanations, which to the best of our knowledge and belief were necessary for the purposes of our audit;
 - (ii) In our opinion, proper books of accounts as required by law have been kept by the Company so far as appears from our examination of those books;
 - (iii) The Balance Sheet, Profit and loss Account and Cash Flow Statement dealt with by this report are in agreement with the books of accounts;
 - (iv) Subject to paragraph 4.12 and 4.13, in our opinion, the Balance Sheet, Profit and Loss Account and Cash Flow Statement dealt with by this report comply with the Accounting Standards referred to in Sub-Section(3C) of Section 211 of The Companies Act, 1956.
 - (v) As explained to us and as per Notification No. GSR 829(E) issued by Department of Company Affairs the provisions of clause (g) of sub-section (1) of Section 274 of the Companies Act, 1956 are not applicable to a Government Company.
 - (vi) In our opinion and to the best of our information and according to the explanations given to us, the said accounts give the information required by the Companies Act, 1956 in the manner so required and give a true and fair view in conformity with the accounting principles generally accepted in India;
 - (a) In the case of the Balance Sheet, of the State of Affairs of the Company as on 31st March, 2010.

AUDITORS' REPORT

MANAGEMENT'S REPLY

- (b) In the case of Profit & Loss Account, of the Profit for the year ended on that date, and
- (c) In the case of Cash Flow Statement, of the cash flows for the year ended on that date.

For V. K. Jindal & Co.
Chartered Accountants

Sd/-
(Suresh Agarwal)
Partner
(Membership No.072534)
ICAI Firm Reg. No.:001468C

Place: Kolkata

Date: 11thMay, 2010

AUDITORS' REPORT TO THE MEMBERS

(As referred in paragraph-1 of our report of even date)

AUDITORS' REPORT

MANAGEMENT'S REPLY

- | | |
|--|--|
| <p>1. In respect of its fixed assets:</p> <p>(a) The Company has generally maintained records to show particulars of fixed assets including quantitative details and location.</p> <p>(b) Physical verification of fixed assets have been conducted at reasonable interval except verification of surveyed off Assets. Discrepancies observed during the course of physical verification stated not to be material have been adjusted.</p> <p>(c) In our opinion, the Company has not disposed off substantial part of fixed assets during the year, which would affect the going concern status of the Company.</p> | <p>This is a statement of fact except the physical verification of surveyed off assets. The Physical verification of surveyed off assets is carried out at the time of survey off of the P&M as well as at the time of disposal through auction.</p> <p>No comments.</p> |
| <p>2. In respect of its inventories:</p> <p>(a) Stock of coal, coke etc. has been physically verified by way of volumetric measurement with reference to contour map at each mine, by Coal Measurement Team of CIL at the year-end and by the CCL team at reasonable interval. The procedure of physical verification of coal, coke etc. appears to be reasonable and adequate in relation to the size of the Company and nature of its business.</p> <p>(b) Physical verification of major part of stock of Stores and Spare parts of Regional Stores have been done by the management / outside agencies at year-end. Physical verification Report of stores and spares was not received at Norh Karanpura and Dhori area. At other areas discrepancies between physical stock and the book stock were not material and for which book adjustment has been made. The procedure of physical Verification appears to be inadequate at North Karanpura, Rajhara and Piparwar area considering the size of the area and nature of its business, coverage and</p> | <p>No comments.</p> <p>Necessary action is being taken to obtain the audit report in time. The procedure of Physical Verification of Stores is uniform throughout the Company.</p> |

AUDITORS' REPORT**MANAGEMENT'S REPLY**

frequency of physical verification need to be increased and reviewed and efforts should be made to make meaningful use of verification reports.

- | | | |
|------|--|--|
| (c) | The Company is maintaining proper records of inventory. Discrepancies found on physical verification compared to the book records in respect of Coal, Coke etc. which were within +/- 5% have not been dealt with in the accounts; in terms of the Accounting Policy No. 7.1 of Schedule-P of the company. The discrepancies observed, if any, during physical verification of stock of stores and spares have been properly dealt with in the books in view of details at para 2(b) above. In our opinion the value of coal, coke etc. should have been considered in the accounts as per physical measurement of stocks, | There is a Uniform Accounting Policy to deal with the case of discrepancy found on physical verification compared to book stock and it is being dealt in accordance with the Accounting Policy No. 7.1 of Sch-P. |
| 3(a) | The Company has deposited surplus fund of Rs.10020.32 lakh with its holding Company Coal India Limited. | No Comments. |
| (b) | As per information and explanations given to us, the holding company has allowed interest @ 7.54% on surplus fund parked with holding company. Considering the relationship of holding company with its subsidiary company, we are unable to express our opinion. | No comments. |
| (c) | As per information and explanations given to us, the receipt of interest is regular and there is no programme prescribed for repayment of Principal amount. | This is a statement of fact in respect of receipt of interest. In the case of the loan, CCL has adopted a steady policy till the loan amount becomes NIL. |
| (d) | The Company has taken loan in earlier years from M/s Coal India Limited, the holding company and foreign loans through CIL and the amount outstanding as on 01.04.2009 was Rs. 15727.44 lacs and Rs. 13670.14 lacs respectively. | Loan outstanding as on 31.03.2010 in respect of CIL is NIL. |
| (e) | As per information and explanations given to us, the holding company has charged interest @ 11.75% to 12.25% on loan amount. | No comments. |
| (f) | As per information and explanations given to us, there is no loan agreement prescribing repayment schedules and as such, we are unable to express any opinion on the payment of the principal and interest. However, the entire loan of Coal India | No comments. |

AUDITORS' REPORT**MANAGEMENT'S REPLY**

Limited of Rs. 15727.44 lacs has been repaid during the year.

- | | | |
|-----|--|--|
| 4. | In our opinion, there are reasonable internal control system commensurate with the size of the company and nature of its business relating to purchase of inventory and fixed assets and for sale of goods and services subject to certain lapses, such as long time lag between receipt of materials and recording of liabilities and/or adjustment with the advances, non maintenance of proper records for unexecuted orders and non receipt of goods ,or non/delayed accountal of such cases for which payments were made, non maintenance of inward bill register at the basic operational unit etc. As per our test checks and as reported by the Branch Auditors there is no serious continuing failure to correct major weakness in internal control system. | No comments. |
| 5. | In respect of transactions covered under Section 301 of the Companies Act, 1956: | |
| (a) | According to the information and explanation given to us, in our opinion the Company has entered particulars of contracts or arrangements referred to in Section 301 of the Act in the register maintained under that Section. | No comments. |
| (b) | According to the information and explanation given to us, in our opinion transactions made in pursuance of such contracts or arrangements have been made at prices, which are reasonable having regard to the prevailing market prices at the relevant time. | No comments. |
| (c) | The Company has not accepted deposits from the public within the meaning of Section 58A and 58 AA or any other relevant provisions of the Companies Act, 1956 and the rules framed there under. | No comments. |
| 7. | The Company has an Internal Audit System. Reports of Internal Auditors pertaining to the financial year under audit were not available in some area for our or Branch auditors' reference. Further, the Coverage of Internal Audit is for the calendar year and not for whole Financial Year and in some Areas it was inadequate. The internal audit, in our | Presently, Audit Report for January to December i.e. the calendar year is made available. Thus, the statutory auditors have access to the internal audit report on a continuous basis. As far as the scope and coverage of transaction audit is concerned, the same is determined uniformly by the holding company i.e. Coal India Limited, for all the subsidiary Companies |

AUDITORS' REPORT**MANAGEMENT'S REPLY**

opinion, leaves scope for improvement in widening scope and coverage of audit specially transaction audit to make it commensurate with the size and operations of the company, regular follow up actions and disposal of internal audit comments by the management.

- | | | |
|------|---|---|
| 8. | As explained to us by the Management, the Central Government has not prescribed maintenance of Cost records under section 209(1)(d) of the Companies Act, 1956 for the products of the Company. | No comments. |
| 9(a) | According to the information and explanations given by the Company, undisputed statutory dues including Provident Fund, Income Tax, Sales Tax, Wealth Tax, Service Tax, Customs Duty, Excise Duty, Cess and other statutory dues are generally deposited regularly and no undisputed dues were outstanding as at 31st March, 2010 for a period of more than six months from the date of becoming payable, except an amount of Rs.1.25 lacs (unreconciled) which relates to Rajhara area in respect of Provident Fund pertaining to earlier years pending since long and service tax amounting to Rs 3920.24 lacs in respect of different areas for the period from 01.01.2005 to 31.12.2007.As informed to us Investor Education and Protection Fund and Employees' State Insurance Act are not applicable to the Company. | No comments. |
| 9(b) | According to the information and explanations given by the Company, there is no disputed dues of Income Tax, Sales Tax, Wealth Tax, Service Tax, Custom Duty, Excise, Cess that have not been deposited on account of matters pending before appropriate authorities except the cases which are stated in Appendix –1 to the report. | In the case of disputed dues of sales tax, royalty, cess etc. advance payment is to be made to the authority as a pre-requisite for appeal. The same amount has been shown as Loans & Advances. Contingent Liabilities for the total amount disputed has been shown in the Notes on Accounts. |
| 10. | There is no accumulated loss of the Company at the end of the financial year and has not incurred any cash losses during the financial year covered by our audit or in the immediately preceding financial year. | No comments. |
| 11. | Based on our audit procedures and according to the information and explanations given to us, we are of the | No comments. |

AUDITORS' REPORT**MANAGEMENT'S REPLY**

opinion that the Company has not defaulted in repayment of dues to financial institutions, banks or debenture holders.

- | | | |
|-----|---|--|
| 12. | The records and documents relating to loans and advances granted by the Company to the ex army personnel for purchase of vehicle by way of hypothecation of the vehicles and Housing / Vehicle loans to employees were not made available to us, so we are unable to comment on the adequacy of documentation and records relating to such loans and advances. | There are well defined procedures which are required to be complied with before the approval/ release of Loans & advances granted to the employees. Adequate documentation is available with the Company. No loans and advances are given to Ex-Army personnel at present. The HEMM was handed over to Ex-Service men for transportation purposes under a special package earlier but the said system has been dispensed with. |
| 13. | In our opinion, the Company is not a chit fund or a Nidhi/Mutual benefit fund/society. Therefore, clause 4(xiii) of the Companies (Auditor's Report) Order, 2003 is not applicable to the Company. | No comments. |
| 14. | The Company has not done any transactions for trading in Shares, securities, debentures and other investments. The Company has maintained proper records of transactions and contracts in respect of power bonds allotted to the company by Power companies under tripartite agreement. All power bonds have been held by the Company in its own name. | No comments. |
| 15. | The Company has not given guarantees for loans taken by others. However, The company through its' holding company CIL entered into an agreement with State Bank of India consortium to avail cash credit facility and charge has been created against the Current Assets of the Company amounting to Rs.8300.00 lacs in favour of State Bank of India and members of its consortium for a loan of Rs.8300.00 lacs. However, the said facilities have not been availed by the company during the year. | No comments. |
| 16. | According to the information and explanation given to us and on an overall examination of the Balance Sheet of the Company, We are of the opinion that the | No comments. |

AUDITORS' REPORT

MANAGEMENT'S REPLY

term loans were applied for the purpose for which the loans were obtained.

- | | |
|---|--------------|
| 17. According to the information and explanation given to us and on an overall examination of the Balance Sheet of the Company, We report that no funds raised on short-term basis have been used for long term investment by the Company. | No comments. |
| 18. During the year the Company has not made any preferential allotment of shares. | No comments. |
| 19. No debenture has been issued by the Company; hence creation of securities in respect of debenture issued does not arise. | No comments. |
| 20. The company is not a listed Company; therefore raising of money by public issue does not arise. | No comments. |
| 21. In our opinion and according to the information and explanations given to us, no fraud on or by the Company has been noticed or reported during the course of our audit, that causes the financial statements to be materially misstated. | No comments. |

For V. K. Jindal & Co.
Chartered Accountants

Sd/-
(Suresh Agarwal)
Partner
(Membership No.072534)
ICAI Firm Reg. No.:001468C

Place: Kolkata

Date: 11thMay, 2010

DETAILS OF DISPUTED STATUTORY LIABILITIES AS ON 31.03.10**SALES TAX***(Rs. in Lakhs)*

Area	Unit	Act	Disputed Amount	Period	Court
ARGADA	Gidi-A	CST	55.33	1988-89	CCT-SUO MOTO
	Gidi-A	CST	8.00	1991-92	CCT-SUO MOTO
	Gidi-A	BST	0.15	1991-92	CTT-TRIBUNAL
	Gidi-A	CST	4.42	1991-92	CTT-TRIBUNAL
	Gidi-(W)	CST	22.27	1992-93	CTT-TRIBUNAL
	Gidi-A	CST	10.46	1992-93	CTT-TRIBUNAL
	Gidi-C	JST	0.14	1992-93	CCT-SUO MOTO
	Gidi-C	CST	77.32	1992-93	CCT-SUO MOTO
	Gidi-(W)	CST	48.71	1993-94	CTT-TRIBUNAL
	Gidi-C	CST	9.33	1993-94	CCT-SUO MOTO
	Gidi-(W)	CST	90.93	1994-95	CTT-TRIBUNAL
	Gidi-(W)	BST	1.37	1995-96	JCCT-A, Hazaribag
	Gidi-(W)	CST	29.01	1995-96	JCCT-A, Hazaribag
	Gidi-(W)	CST	7.37	1995-96	JCCT-A, Hazaribag
	Gidi-(W)	CST	47.09	1996-97	JCCT-A, Hazaribag
	Gidi-(W)	CST	32.47	1997-98	JCCT-A, Hazaribag
	Gidi-(W)	BST	0.66	1997-98	JCCT-A, Hazaribag
	Gidi-C)	CST	3.07	1997-98	CCT-SUO MOTO
	Gidi-(W)	BST	1.84	1998-99	JCCT-A, Hazaribag
	Gidi-(W)	CST	31.67	1998-99	JCCT-A, Hazaribag
	Gidi-(W)	BST	10.04	1999-00	JCCT-A, Hazaribag
	Gidi-(W)	CST	14.39	1999-00	JCCT-A, Hazaribag
	Gidi-C	CST	3.30	1999-00	CCT-SUO MOTO
	Sirka Colliery	JST	4.66	1999-00	JCCT-A, Hazaribag
	Sirka Colliery	CST	64.88	1999-00	JCCT-A, Hazaribag
	Gidi-(W)	JST	0.25	2000-01	JCCT-A, Hazaribag
	Gidi-(W)	CST	207.56	2000-01	JCCT-A, Hazaribag
	Gidi-A	CST	50.80	2000-01	JCCT-A, Hazaribag
	Sirka Colliery	CST	306.53	2000-01	JCCT-A, Hazaribag
	Sirka Colliery	BST	9.80	2000-01	JCCT-A, Hazaribag
	Sirka Colliery	CST	306.53	2000-01	JCCT-A, Hazaribag
	Gidi (W)	JST	2.19	2001-02	JCCT-A, Hazaribag
	Gidi (W)	CST	316.75	2001-02	JCCT-A, Hazaribag
	Sirka Colliery	JST	3.00	2001-02	JCCT-A, Hazaribag
	Sirka Colliery	CST	52.55	2001-02	JCCT-A, Hazaribag
	Gidi (W)	JST	11.76	2002-03	JCCT-A, Hazaribag
	Gidi (W)	CST	477.38	2002-03	JCCT-A, Hazaribag
	Sirka Colliery	JST	7.48	2002-03	CCT (HZ) revise demand
	Sirka Colliery	CST	54.22	2002-03	JCCT-A, Hazaribag
	Gidi (W)	CST	318.96	2003-04	JCCT-A, Hazaribag
Religara	JST	0.54	2003-04	CCT (HZ) revise demand	
Religara	CST	3.66	2003-04	CCT (HZ) revise demand	
Sirka Colliery	CST	51.22	2003-04	JCCT-A, Hazaribag	
Sirka Colliery	CST	33.24	2003-04	JCCT-A, Hazaribag	
Sirka Colliery	JST	0.04	2003-04	JCCT-A, Hazaribag	

Area	Unit	Act	Disputed Amount	Period	Court
	Gidi (W)	JST	5.33	2004-05	JCCT-A, Hazaribag
	Gidi (W)	CST	168.62	2004-05	JCCT-A, Hazaribag
	Gidi-A	CST	262.08	2004-05	JCCT-A, Hazaribag
	Sirka Colliery	JST	1.44	2004-05	JCCT-A, Hazaribag
	Sirka Colliery	CST	118.61	2004-05	JCCT-A, Hazaribag
	Argada Colliery	CST	5.93	2005-06	Appeal to be filed
	Gidi (W)	JST	11.25	2005-06	JCCT-A, Hazaribag
	Gidi (W)	CST	337.94	2005-06	JCCT-A, Hazaribag
	Gidi -A	CST	596.34	2005-06	JCCT-A, Hazaribag
	Religara	JST	0.21	2005-06	JCCT-A, Hazaribag
	Religara	CST	157.48	2005-06	JCCT-A, Hazaribag
	Sirka Colliery	JST	9.37	2005-06	JCCT-A, Hazaribag
	Sirka Colliery	CST	148.61	2005-06	JCCT-A, Hazaribag
	Argada Area	VAT	66.44	2006-07	JCCT-A, Hazaribag
	Argada Area	CST	706.42	2006-07	JCCT-A, Hazaribag
	TOTAL		5389.41		
B & K	Kargali-W	CST	180.08	1990-91	CTT-TRIBUNAL
	Kargali-W	BST	3.54	1991-92	CTT-TRIBUNAL
	Kargali-W	BST	60.64	1992-93	CTT-TRIBUNAL
	Karo Spl./Khasmahal	CST	23.87	1992-93	CTT-TRIBUNAL
	Kargali-W	BST	8.14	1993-94	JCCT-A, Hazaribag
	Kargali-W	CST	10.45	1993-94	JCCT-A, Hazaribag
	Karo Spl./Khasmahal	CST	98.91	1993-94	CTT-TRIBUNAL
	Karo Spl./Khasmahal	CST	76.37	1994-95	CTT-TRIBUNAL
	Bokaro Colliery	BST	76.86	2000-01	CCT-SUO MOTO
	Giridih Project	JST	1.28	2001-02	JCCT-A, Hazaribag
	Giridih Project	CST	58.98	2001-02	JCCT-A, Hazaribag
	Karo Spl./Khasmahal	CST	42.54	2001-02	CCT-SUO MOTO
	Giridih Project	CST	21.49	2002-03	JCCT-A, Hazaribag
	Karo Spl./Khasmahal	CST	15.49	2002-03	JCCT-A, Hazaribag
	Bokaro Colliery	BST	23.88	2003-04	CCT-SUO MOTO
	Karo-I OCP	JST	32.35	2003-04	CCT-SUO MOTO
	Karo-I OCP	CST	12.86	2003-04	CCT-SUO MOTO
	Karo Spl./Khasmahal	JST	81.20	2003-04	CCT-SUO MOTO
	Karo Spl./Khasmahal	CST	5.01	2003-04	JCCT-A, Hazaribag
	Kargali-W	JST	0.75	2004-05	JCCT-A, Hazaribag
	Karo-I OCP	JST	32.73	2004-05	CCT-SUO MOTO
	Karo-I OCP	CST	4.55	2004-05	CCT-SUO MOTO
	Karo Spl./Khasmahal	JST	37.69	2004-05	CCT-SUO MOTO
	Karo Spl./Khasmahal	CST	82.41	2004-05	CCT-SUO MOTO
	Kargali-W	JST	2.76	2005-06	JCCT-A, Hazaribag
	Karo-I OCP	JST	36.99	2005-06	CCT-SUO MOTO
	Karo Spl./Khasmahal	JST	46.49	2005-06	Certified copy not received
	Karo Spl./Khasmahal	CST	45.45	2005-06	Certified copy not received
	B & K Area	VAT	77.24	2006-07	JCCT-A, Hazaribag
	B & K Area	CST	594.88	2006-07	JCCT-A, Hazaribag
	B & K Area	VAT	393.60	2007-08	Appeal to be filed
	B & K Area	CST	104.29	2007-08	Appeal to be filed
	TOTAL		2293.77		

Area	Unit	Act	Disputed Amount	Period	Court
BARKA-SAYAL	Hindegir	BST	0.36	1985-86	JCCT-A, Ranchi
	Bhurkunda	CST	83.51	1990-91	CTT-TRIBUNAL
	Bhurkunda	JST	4.07	1990-91	CTT-TRIBUNAL
	Bhurkunda	CST	13.15	1991-92	CTT-TRIBUNAL
	Bhurkunda	BST	1.70	1993-94	CTT-TRIBUNAL
	Bhurkunda	CST	38.28	1993-94	CTT-TRIBUNAL
	Saunda-D	BST	0.25	1993-94	JCCT-A, Hazaribag
	Saunda-D	CST	6.89	1993-94	JCCT-A, Hazaribag
	Saunda	CST	1.05	1993-94	JCCT-A, Hazaribag
	Bhurkunda	BST	2.68	1994-95	CTT-TRIBUNAL
	Bhurkunda	CST	15.65	1994-95	CTT-TRIBUNAL
	Bhurkunda	BST	41.78	1995-96	CTT-TRIBUNAL
	Bhurkunda	CST	1.61	1995-96	CTT-TRIBUNAL
	Hindegir	CST	1.29	1996-97	JCCT-A, Ranchi
	Hindegir	BST	3.07	1997-98	JCCT-A, Ranchi
	Hindegir	CST	1.66	1997-98	JCCT-A, Ranchi
	Bhurkunda	CST	16.59	1998-99	CTT-TRIBUNAL
	Hindegir	BST	0.14	1998-99	JCCT-A, Ranchi
	Hindegir	CST	0.68	1998-99	JCCT-A, Ranchi
	Bhurkunda	CST	12.45	1999-00	CTT-TRIBUNAL
	Central Saunda	CST	8.42	1999-00	CCT-SUO MOTO
	Hindegir	BST	0.01	1999-00	JCCT-A, Ranchi
	Hindegir	CST	2.50	1999-00	JCCT-A, Ranchi
	Central Saunda	CST	28.20	2000-01	CCT-SUO MOTO
	Hindegir	CST	4.59	2000-01	JCCT-A, Ranchi
	Hindegir	BST	0.01	2000-01	JCCT-A, Ranchi
	Central Saunda	CST	29.92	2001-02	CCT-SUO MOTO
	Hindegir	CST	0.53	2001-02	JCCT-A, Ranchi
	Saunda	JST	29.92	2001-02	CCT-SUO MOTO
	Saunda	CST	4.65	2001-02	JCCT-A, Hazaribag
	Urimari	JST	1.40	2001-02	JCCT-A, Hazaribag
	Bhurkunda	JST	1.15	2002-03	CTT-TRIBUNAL
	Bhurkunda	CST	12.37	2002-03	JCCT-A, Hazaribag
	Saunda	CST	21.00	2002-03	JCCT-A, Hazaribag
	Urimari	JST	0.80	2002-03	JCCT-A, Hazaribag
	Saunda	JST	31.27	2003-04	JCCT-A, Hazaribag
	Saunda	CST	63.80	2003-04	JCCT-A, Hazaribag
	R/S Saunda	JST	0.47	2004-05	JCCT-A, Hazaribag
	Saunda-D	JST	1.10	2004-05	JCCT-A, Hazaribag
	Sayal-D	CST	0.50	2004-05	JCCT-A, Hazaribag
	Sayal-D	JST	5.11	2004-05	JCCT-A, Hazaribag
	Saunda	JST	20.64	2004-05	JCCT-A, Hazaribag
	Saunda	CST	30.81	2004-05	JCCT-A, Hazaribag
	R/S Saunda	JST	0.39	2005-06	JCCT-A, Hazaribag
	Saunda-D	JST	0.44	2005-06	JCCT-A, Hazaribag
	Sayal-D	CST	8.27	2005-06	JCCT-A, Hazaribag
	Sayal-D	JST	4.65	2005-06	JCCT-A, Hazaribag
	Saunda	JST	4.32	2005-06	JCCT-A, Hazaribag
	Saunda	CST	118.61	2005-06	JCCT-A, Hazaribag
	Barka-Sayal Area	VAT	279.27	2006-07	JCCT-A, Hazaribag
	Barka-Sayal Area	CST	2642.80	2006-07	JCCT-A, Hazaribag
	Barka-Sayal Area	VAT	412.98	2007-08	JCCT-A, Hazaribag
TOTAL			4017.76		

Area	Unit	Act	Disputed Amount	Period	Court
BCW	Swang - W	JST	5.81	1991-92	CTT-TRIBUNAL
	Swang - W	CST	22.24	1991-92	CTT-TRIBUNAL
	Swang - W	JST	2.31	1992-93	CTT-TRIBUNAL
	Swang - W	CST	35.21	1992-93	CTT-TRIBUNAL
	Swang - W	JST	7.80	1993-94	CTT-TRIBUNAL
	Swang - W	CST	26.68	1993-94	CTT-TRIBUNAL
	Swang - W	CST	131.83	1996-97	JCCT-A,Hazaribag
	Swang - W	JST	0.14	2000-01	JCCT-A,Hazaribag
	Swang - W	CST	0.83	2000-01	JCCT-A,Hazaribag
	Swang - W	JST	2.16	2003-04	JCCT-A,Hazaribag
	Kathara - W	JST	0.50	2004-05	Demand Notice received
	Kathara - W	CST	0.56	2004-05	Dy.CCT (HZ), revise demand
	Kathara - W	JST	9.32	2005-06	Dy.CCT (HZ), revise demand
	Kathara - W	CST	(8.08)	2005-06	Dy.CCT (HZ), revise demand
	Kathara - W	JST	83.60	2006-07	JCCT-A,Hazaribag
	Kathara - W	CST	158.17	2006-07	JCCT-A,Hazaribag
	Swang - W	VAT	10.16	2006-07	JCCT-A,Hazaribag
	Swang - W	CST	1.61	2006-07	JCCT-A,Hazaribag
	Kathara - W	JVAT	4.69	2007-08	JCCT-A,Hazaribag
	Kathara - W	CST	1.94	2007-08	JCCT-A,Hazaribag
	Swang - W	JVAT	14.71	2007-08	Appeal to be filed
	Swang - W	CST	28.45	2007-08	Appeal to be filed
		TOTAL		540.64	
DHORI	R/S Dhori	JST	2.81	1989-90	JCCT-A,Hazaribag
	R/S Dhori	JST	3.06	1990-91	JCCT-A,Hazaribag
	Amlo Project	CST	33.95	1991-92	CTT-TRIBUNAL
	Amlo Project	JST	0.44	1992-93	CTT-TRIBUNAL
	Amlo Project	CST	47.98	1993-94	CTT-TRIBUNAL
	R/S Dhori	JST	1.20	1993-94	JCCT-A,Hazaribag
	R/S Dhori	JST	37.56	1993-94	JCCT-A,Hazaribag
	R/S Dhori	JST	6.84	1994-95	JCCT-A,Hazaribag
	R/S Dhori	JST	4.48	1995-96	JCCT-A,Hazaribag
	R/S Dhori	JST	50.14	1995-96	JCCT-A,Hazaribag
	R/S Dhori	JST	8.06	1996-97	JCCT-A,Hazaribag
	Dhori Colliery	CST	1.70	1999-00	JCCT-A,Hazaribag
	Dhori Colliery	JST	1.39	1999-00	JCCT-A,Hazaribag
	Dhori Colliery	CST	1.57	2000-01	JCCT-A,Hazaribag
	Dhori Colliery	JST	1.19	2000-01	JCCT-A,Hazaribag
	Tami/SDQ-3	JST	3.22	2000-01	JCCT-A,Hazaribag
	Dhori Colliery	JST	1.68	2001-02	JCCT-A,Hazaribag
	Dhori Colliery	CST	1.76	2001-02	JCCT-A,Hazaribag
	SDQ-1 - Kalyani	BST	1.70	2001-02	JCCT-A,Hazaribag
	Dhori Colliery	CST	15.89	2003-04	JCCT-A,Hazaribag
	Dhori Colliery	JST	4.67	2003-04	JCCT-A,Hazaribag
	R/S Dhori	JST	14.94	2003-04	JCCT-A,Hazaribag
	Amlo Project	JST	36.24	2004-05	JCCT-A,Hazaribag
	Amlo Project	CST	0.77	2004-05	JCCT-A,Hazaribag
	Dhori Colliery	CST	48.61	2004-05	JCCT-A,Hazaribag
	Dhori Colliery	JST	4.87	2004-05	JCCT-A,Hazaribag
	Amlo Project	JST	88.48	2005-06	JCCT-A,Hazaribag
	Amlo Project	CST	0.04	2005-06	JCCT-A,Hazaribag
	Dhori Colliery	JST	98.37	2005-06	JCCT-A,Hazaribag

Area	Unit	Act	Disputed Amount	Period	Court
	Dhori Colliery	CST	12.35	2005-06	JCCT-A,Hazaribag
	SDQ-1 - Kalyani	JST	44.06	2005-06	JCCT-A,Hazaribag
	SDQ-1 - Kalyani	CST	10.93	2005-06	JCCT-A,Hazaribag
	Dhori Area	VAT	534.50	2006-07	JCCT-A,Hazaribag
	Dhori Area	CST	558.80	2006-07	JCCT-A,Hazaribag
	Dhori Area	JVAT	718.16	2007-08	JCCT-A,Hazaribag
	Dhori Area	CST	297.40	2007-07	JCCT-A,Hazaribag
	TOTAL		2699.81		
CHARHI	Jharkhand	CST	4.49	1992-93	CTT-TRIBUNAL
	R/S Parej	JST	23.55	1998-99	CTT-TRIBUNAL
	R/S Parej	CST	7.05	1998-99	CTT-TRIBUNAL
	Parej East	JST	3.60	1999-00	JCCT-A,Hazaribag
	Tapin OCP	JST	0.12	1999-00	CTT-TRIBUNAL
	Tapin OCP	CST	1.15	1999-00	CTT-TRIBUNAL
	Kedla OCP	JST	0.53	2000-01	JCCT-A,Hazaribag
	Kedla - W	BST	2.51	2000-01	CTT-TRIBUNAL
	Kedla - W	CST	0.32	2000-01	CTT-TRIBUNAL
	Kedla - W	CST	0.48	2000-01	CTT-TRIBUNAL
	Jharkhand	JST	0.12	2001-02	CCT-SUO MOTO
	Kedla OCP	JST	1.63	2001-02	JCCT-A,Hazaribag
	Kedla - W	JST	0.36	2001-02	CTT-TRIBUNAL
	Kedla - W	CST	0.88	2001-02	CTT-TRIBUNAL
	Kedla OCP	JST	72.83	2002-03	JCCT-A,Hazaribag
	Kedla - W	JST	275.95	2002-03	JCCT-A,Hazaribag
	Kedla OCP	JST	71.77	2003-04	CCT-SUO MOTO
	Kedla - W	JST	142.54	2003-04	JCCT-A,Hazaribag
	Kedla OCP	JST	9.43	2004-05	JCCT-A,Hazaribag
	Kedla - W	JST	329.21	2004-05	JCCT-A,Hazaribag
	Jharkhand	JST	400.05	2005-06	CCT-SUO MOTO
	Kedla OCP	JST	109.53	2005-06	JCCT-A,Hazaribag
	Parej East	CST	895.17	2005-06	CCT-SUO MOTO
	Tapin OCP	JST	133.19	2005-06	JCCT-A,Hazaribag
	Tapin OCP	CST	71.88	2005-06	JCCT-A,Hazaribag
	Hazaribag Area	JVAT	556.36	2006-07	CCT-SUO MOTO
	Hazaribag Area	CST	490.00	2006-07	JCCT-A,Hazaribag
	TOTAL		3604.70		
KATHARA	Jarandih	BST	14.45	2000-01	JCCT-A,Hazaribag
	Swang Colliery	JST	76.38	2003-04	CCT-SUO MOTO
	Jarandih	JST	0.03	2004-05	Certified copy not received
	Jarandih	CST	11.21	2004-05	Certified copy not received
	Swang Colliery	JST	67.81	2004-05	CCT-SUO MOTO
	Govindpur	CST	124.53	2005-06	CCT-SUO MOTO
	Jarandih	JST	0.14	2005-06	Certified copy not received
	Jarandih	CST	14.66	2005-06	Certified copy not received
	Kathara Colliery	JST	187.00	2005-06	CCT-SUO MOTO
	Swang Colliery	JST	362.57	2005-06	CCT-SUO MOTO
	Kathara Area	JVAT	40.97	2006-07	JCCT-A,Hazaribag
	Kathara Area	CST	665.80	2006-07	JCCT-A,Hazaribag
	Kathara Area	JVAT	908.12	2007-08	Appeal to be filed
	Kathara Area	CST	410.02	2007-08	Appeal to be filed
	TOTAL		2883.69		

Area	Unit	Act	Disputed Amount	Period	Court
KUJU	Pundi	JST	28.06	1996-97	CCT-SUO MOTO
	Kuju Siding	JST	4.01	1997-98	JCCT-A,Hazaribag
	Kuju Siding	CST	35.13	1997-98	JCCT-A,Hazaribag
	Topa	JST	0.27	1997-98	JCCT-A,Hazaribag
	Kuju Siding	JST	0.77	1998-99	CCT-SUO MOTO
	Kuju Siding	CST	826.06	1998-99	CCT-SUO MOTO
	Pundi	JST	43.12	1998-99	CCT-SUO MOTO
	Topa	JST	0.12	1998-99	JCCT-A,Hazaribag
	Kuju Siding	JST	0.25	1999-00	CCT-SUO MOTO
	Kuju Siding	CST	118.35	1999-00	CCT-SUO MOTO
	Pundi	JST	3.64	1999-00	CCT-SUO MOTO
	Ara Colliery	JST	0.88	2000-01	JCCT-A,Hazaribag
	Kuju Siding	JST	12.97	2000-01	CCT-SUO MOTO
	Kuju Siding	CST	651.55	2000-01	CCT-SUO MOTO
	Pundi	JST	7.15	2000-01	CCT-SUO MOTO
	Topa	JST	0.46	2000-01	CCT-SUO MOTO
	Ara Colliery	JST	120.87	2001-02	JCCT-A,Hazaribag
	Karma	JST	0.92	2001-02	JCCT-A,Hazaribag
	Karma	CST	7.95	2001-02	JCCT-A,Hazaribag
	Kuju Colliery	JST	3.46	2001-02	JCCT-A,Hazaribag
	Kuju Colliery	CST	29.20	2001-02	JCCT-A,Hazaribag
	Kuju Siding	JST	71.43	2001-02	CCT-SUO MOTO
	Kuju Siding	CST	896.82	2001-02	CCT-SUO MOTO
	Pundi	JST	25.71	2001-02	CCT-SUO MOTO
	Topa	JST	27.38	2001-02	CCT-SUO MOTO
	Ara Colliery	JST	93.73	2002-03	JCCT-A,Hazaribag
	Ara Colliery	CST	0.86	2002-03	JCCT-A,Hazaribag
	Karma	CST	51.89	2002-03	JCCT-A,Hazaribag
	Kuju Colliery	JST	7.70	2002-03	JCCT-A,Hazaribag
	Kuju Colliery	CST	11.10	2002-03	JCCT-A,Hazaribag
	Kuju Siding	JST	0.16	2002-03	JCCT-A,Hazaribag
	Kuju Siding	CST	311.33	2002-03	JCCT-A,Hazaribag
	Pundi	JST	9.64	2002-03	CCT-SUO MOTO
	Topa	JST	108.00	2002-03	CCT-SUO MOTO
	Karma	CST	71.89	2003-04	JCCT-A,Hazaribag
	Kuju Colliery	CST	34.20	2003-04	JCCT-A,Hazaribag
	Kuju Siding	JST	0.19	2003-04	JCCT-A,Hazaribag
	Kuju Siding	CST	620.40	2003-04	JCCT-A,Hazaribag
	Pundi	JST	9.82	2003-04	CCT-SUO MOTO
	Sarubera	JST	80.00	2003-04	CCT-SUO MOTO
	Topa	JST	139.99	2003-04	CCT-SUO MOTO
	Kuju Colliery	JST	11.38	2004-05	JCCT-A,Hazaribag
	Kuju Colliery	CST	17.94	2004-05	JCCT-A,Hazaribag
	Kuju Siding	CST	1018.30	2004-05	JCCT-A,Hazaribag
	Pindra	JST	64.72	2004-05	CCT-SUO MOTO
	Sarubera	JST	99.72	2004-05	CCT-SUO MOTO
	Topa	JST	0.07	2004-05	CCT-SUO MOTO
Topa	CST	0.18	2004-05	CCT-SUO MOTO	
Ara Colliery	JST	0.08	2005-06	JCCT-A,Hazaribag	
Ara Colliery	CST	0.28	2005-06	JCCT-A,Hazaribag	

Area	Unit	Act	Disputed Amount	Period	Court
	Kuju Colliery	JST	12.40	2005-06	JCCT-A, Hazaribag
	Kuju Colliery	CST	16.67	2005-06	JCCT-A, Hazaribag
	Kuju Siding	JST	69.29	2005-06	CCT-SUO MOTO
	Kuju Siding	CST	610.77	2005-06	CCT-SUO MOTO
	Pindra	JST	56.48	2005-06	CCT-SUO MOTO
	Kuju Area	BST	1799.68	2006-07	CCT-SUO MOTO
	Kuju Area	CST	511.00	2006-07	CCT-SUO MOTO
	Kuju Area	VAT	153.24	2007-08	JCCT-A, Hazaribag
	Kuju Area	CST	150.59	2007-08	JCCT-A, Hazaribag
	TOTAL		9060.22		
N. K.	Dakra	CST	8.69	1994-95	CTT-TRIBUNAL
	Dakra	BST	10.00	1994-95	CTT-TRIBUNAL
	N. K. Area	JVAT	427.92	2006-07	JCCT-A, Ranchi
	N. K. Area	CST	520.66	2007-08	Certified copy not received
	TOTAL		967.27		
PIPARWAR	Piparwar Project	CST	193.06	1996-97	High Court (Jharkhand)
	Ashoka	CST	41.34	1998-99	JCCT-A, Hazaribag
	Piparwar Project	CST	201.18	1998-99	CTT-TRIBUNAL
	Piparwar Project	BST	0.55	1998-99	CTT-TRIBUNAL
	CSC Kalyanpur	JST	0.03	1999-00	JCCT-A, Hazaribag
	Piparwar Project	CST	30.94	1999-00	CTT-TRIBUNAL
	Ashoka	JST	0.29	2000-01	JCCT-A, Hazaribag
	CSC Kalyanpur	JST	3.60	2000-01	Dy. CCT (HZ) – revise demand
	CSC Kalyanpur	CST	11.32	2000-01	Dy. CCT (HZ) – revise demand
	CSC Kalyanpur	CST	0.10	2001-02	For Payment
	Ashoka	CST	291.03	2002-03	JCCT-A, Hazaribag
	CSC Kalyanpur	CST	0.09	2002-03	For Payment
	Ashoka	CST	234.05	2003-04	JCCT-A, Hazaribag
	Ashoka	JST	0.10	2003-04	JCCT-A, Hazaribag
	Bachra	JST	2.41	2003-04	JCCT-A, Hazaribag
	Bachra	CST	26.11	2003-04	JCCT-A, Hazaribag
	CHP/PPP	CST	346.01	2003-04	JCCT-A, Hazaribag
	Ashoka	JST	0.55	2004-05	JCCT-A, Hazaribag
	Ashoka	CST	191.33	2004-05	JCCT-A, Hazaribag
	Bachra	JST	0.13	2004-05	JCCT-A, Hazaribag
	Bachra	CST	9.80	2004-05	JCCT-A, Hazaribag
	CHP/PPP	CST	18.48	2004-05	JCCT-A, Hazaribag
	CSC Kalyanpur	CST	7.14	2004-05	JCCT-A, Hazaribag
	Ashoka	JST	6.50	2005-06	JCCT-A, Hazaribag
	Ashoka	CST	1987.00	2005-06	JCCT-A, Hazaribag
	Bachra	JST	4.01	2005-06	JCCT-A, Hazaribag
	Bachra	CST	99.48	2005-06	JCCT-A, Hazaribag
	CSC Kalyanpur	JST	11.91	2005-06	JCCT-A, Hazaribag
	CSC Kalyanpur	CST	4.32	2005-06	JCCT-A, Hazaribag
	Piparwar Project	BST	0.01	2005-06	FOR PAYMENT
	Piparwar Area	CST	3749.00	2006-07	CCT-SUO MOTO
	Piparwar Area	VAT	74.48	2006-07	CCT-SUO MOTO
	Piparwar Area	VAT	62.89	2006-07	JCCT-A, Hazaribag
	Piparwar Area	VAT	221.00	2007-08	JCCT-A, Hazaribag tfr. to Admn.
	TOTAL		7830.24		

ANNUAL REPORT 2009-10

Area	Unit	Act	Disputed Amount	Period	Court
RAJHARA	Tetriakhad	JST	15.49	1995-96	JCCT-A, Ranchi
	Tetriakhad	CST	25.83	1995-96	JCCT-A, Ranchi
	Tetriakhad	JST	5.33	1996-97	JCCT-A, Ranchi
	Tetriakhad	CST	0.37	1996-97	JCCT-A, Ranchi
	Tetriakhad	JST	1.89	1998-99	CCT-SUO MOTO
	Tetriakhad	CST	0.13	1998-99	CCT-SUO MOTO
	Rajhara Colliery	CST	0.54	2000-01	CCT-TRIBUNAL
	TOTAL		49.58		
RAJRAPPA	Rajrapa - W	CST	88.27	1996-97	CCT-TRIBUNAL
	Rajrapa - W	JST	0.94	1996-97	CCT-TRIBUNAL
	Rajrapa Project	JST	571.07	2003-04	CCT-SUO MOTO
	R/S, Rajrapa	JST	0.02	2004-05	JCCT-A, Hazaribag
	R/S, Rajrapa	CST	0.04	2004-05	JCCT-A, Hazaribag
	R/S, Rajrapa	JST	0.27	2005-06	JCCT-A, Hazaribag
	R/S, Rajrapa	CST	0.89	2005-06	JCCT-A, Hazaribag
	Rajrapa - W	JST	25.20	2005-06	Appeal rejected at JCCT-A
	Rajrapa - W	VAT	1550.62	2006-07	CCT-SUO MOTO
	Rajrapa - W	CST	2137.89	2006-07	CCT-SUO MOTO
	Rajrapa - W	VAT	120.84	2007-08	JCCT-A, Hazaribag
	Rajrapa - W	CST	1.95	2007-08	JCCT-A, Hazaribag
		TOTAL		4498.00	
	GRAND TOTAL		43,835.09		

ROYALTY & CESS

(Rs. in Lakhs)

Area	Colliery	Disputed Amount	Period	Court
ARGADA	Gidi 'C'	16.36	1995-96	HC, Jharkhand
	Gidi 'C'	68.65	1996-97	HC, Jharkhand
	Religara	37.47	1996-97	COMM, Hazaribagh
	Argada Colliery	29.94	2002-03	HC, Jharkhand
	Sirka	147.23	2002-03	COMM, Hazaribagh
	Sirka	57.80	2008-09	Certificate Office, Hazaribagh
		TOTAL	357.45	
B & K	Beniadih	2.10	1993-94	Certificate Office, Dhanbad
	Beniadih	282.72	1993-94	HC, Jharkhand
	Beniadih	690.62	1998-99	HC, Jharkhand
	Beniadih	10.24	1998-99	HC, Jharkhand
	Karo	19.04	2008-09	Certificate Office, Dhanbad
	TOTAL	1004.72		
BARKA-SAYAL	Saunda	9.47	1994-95	Certificate Office, Jharkhand
	Urimari	4.84	1996-97	Certificate Office, Jharkhand
	Bhurkunda	46.27	1998-99	Supreme Court
	Saunda	16.33	1999-00	Certificate Office, Jharkhand
	Urimari	954.07	1999-00	Supreme Court
	Bhurkunda	36.26	2002-03	HC, Jharkhand
	Saunda	51.48	2002-03	Commissioner, Jharkhand
	Bhurkunda	113.12	2008-09	Certificate Office, Jharkhand
	Saunda	2.48	2008-09	Certificate Office, Jharkhand
	Saunda 'D'	42.31	2008-09	Commissioner, Jharkhand
	Sayal 'D'	857.40	2008-09	Certificate Office, Jharkhand
	TOTAL	2134.03		

CENTRAL COALFIELDS LIMITED

Area	Colliery	Disputed Amount	Period	Court
CHARHI	Laiyo (Charhi)	4.00	1993-94	HIGH COURT
	TOTAL	4.00		
DHORI	GM, Dhor	4.73	1990-91	Certificate Office, Dhanbad
	Selected Dhor	2.00	1992-93	HC, Jharkhand
	NSD, Dhor	12.00	1993-94	Certificate Office, Dhanbad
	New Sel. Dhor	24.23	1995-96	HC, Jharkhand
	Tarmi SDQ-3	1399.13	1998-99	HC, Jharkhand
	SDQ-1	1000.67	2004-05	HC, Jharkhand
	Dhor (Khas)	465.30	2008-09	Certificate Office, Dhanbad
TOTAL	2908.06			
KATHARA	Govindpur	961.03	1998-99	HC, Jharkhand
	Kathara	562.43	1998-99	Supreme Court
	Jarandih Colliery	25.37	2001-02	Certificate Office, Dhanbad
	Swang Colliery	627.84	2007-08	HC, Jharkhand
TOTAL	2176.67			
L & R, HQ	Hqr., Ranchi	73.84	1992-93	Certificate Office, Ranchi
	GM (L&R)	1.31	1995-96	Certificate Office, Hzb
TOTAL	75.15			
NK	Dakra	64.27	1994-95	Certificate Office, Ranchi
		17.07	2001-02	Certificate Office, Ranchi
	Dakra	0.61	2002-03	Certificate Office, Ranchi
		6.37	2003-04	HC, Jharkhand
TOTAL	88.32			
PIPARWAR	Piparwar	0.64	1993-94	Certificate Office, Hzb
	Ashoka Project	1.82	1995-96	Certificate Office, Hzb
TOTAL	2.46			
RAJAHARA	Hutar	1.31	1988-89	Certificate Office, Hzb
TOTAL	1.31			
RAJRAPPA		58.49	1991-92	HC, Jharkhand
		38.88	1992-93	Dealt by HQ
		1171.24	1991-92	Supreme Court
		34.04	1984-89	Dealt by HQ
TOTAL	1302.65			
GIRIDIH		4267.05	Detailed information not supplied	
	TOTAL	4267.05		
GRAND TOTAL	14321.87			

ELECTRICITY DUTY*(Rs. in Lakhs)*

Area	Colliery	Disputed Amount	Period	Court
ARGADA		4.23	1993-94	Tribunal
		3.73	1994-95	Tribunal
		3.61	1995-96	Tribunal
		1.78	1996-97	Tribunal
		2.95	1997-98	Tribunal
		0.69	1998-99	Tribunal
		1.89	1999-00	Tribunal
		2.15	2000-01	Tribunal
		1.78	2001-02	Tribunal
		2.58	2002-03	Tribunal
		2.45	2003-04	Tribunal
		1.10	2004-05	Tribunal
		5.34	2004-05	JCCT, Hazaribagh
		5.35	2005-06	JCCT, Hazaribagh
		5.57	2006-07	JCCT, Hazaribagh
		6.04	2007-08	JCCT, Hazaribagh
	TOTAL	51.24		
BARKA-SAYAL		37.42	2003-04	JCCT (A), Hazaribagh
		35.65	2006-07	JCCT (A), Hazaribagh
		28.43	2007-08	JCCT (A), Hazaribagh
		2.20	2005-06	JCCT (A), Hazaribagh
		0.81	2004-05	JCCT (A), Hazaribagh
		4.45	2004-05	JCCT (A), Hazaribagh
		2.28	2005-06	JCCT (A), Hazaribagh
		27.91	1996-97	JCCT (A), Hazaribagh
		32.83	1997-98	JCCT (A), Hazaribagh
		24.60	1998-99	JCCT (A), Hazaribagh
		19.25	1999-00	JCCT (A), Hazaribagh
		17.94	2000-01	JCCT (A), Hazaribagh
		17.19	2001-02	JCCT (A), Hazaribagh
		21.21	2002-03	JCCT (A), Hazaribagh
		9.98	2003-04	JCCT (A), Hazaribagh
		6.89	2004-05	JCCT (A), Hazaribagh
		3.67	2005-06	JCCT (A), Hazaribagh
		3.15	2004-05	JCCT (A), Hazaribagh
		0.92	2005-06	JCCT (A), Hazaribagh
		0.13	1996-97	JCCT (A), Hazaribagh
		0.83	1997-98	JCCT (A), Hazaribagh
		1.83	1998-99	JCCT (A), Hazaribagh
		2.70	1999-00	JCCT (A), Hazaribagh
		2.92	2000-01	JCCT (A), Hazaribagh
		3.04	2001-02	JCCT (A), Hazaribagh
		2.89	2002-03	JCCT (A), Hazaribagh
	1.43	2003-04	JCCT (A), Hazaribagh	
	1.69	2004-05	JCCT (A), Hazaribagh	
	1.86	2005-06	JCCT (A), Hazaribagh	
	TOTAL	316.10		

CENTRAL COALFIELDS LIMITED

Area	Colliery	Disputed Amount	Period	Court
RAJRAPPA		0.94	1998-99	JCCT (A), Hazaribagh
		3.38	1999-00	JCCT (A), Hazaribagh
		3.44	2000-01	JCCT (A), Hazaribagh
		3.49	2001-02	JCCT (A), Hazaribagh
		3.70	2002-03	JCCT (A), Hazaribagh
		66.08	2003-04	JCCT (A), Hazaribagh
		62.53	2004-05	JCCT (A), Hazaribagh
		53.52	2005-06	JCCT (A), Hazaribagh
		4.75	1998-99	JCCT (A), Hazaribagh
		4.39	1999-00	JCCT (A), Hazaribagh
		4.58	2000-01	JCCT (A), Hazaribagh
		8.87	2001-02	JCCT (A), Hazaribagh
		4.76	2002-03	JCCT (A), Hazaribagh
		7.23	2003-04	JCCT (A), Hazaribagh
		4.68	2004-05	JCCT (A), Hazaribagh
		1.95	2005-06	JCCT (A), Hazaribagh
		8.77	2006-07	JCCT (A), Hazaribagh
	6.22	2007-08	JCCT (A), Hazaribagh	
	TOTAL	253.28		
CWS		6.33	1988-89 to 2002-03	JCCT (A), Hazaribagh
		1.13	2003-04	JCCT (A), Hazaribagh
		1.13	2004-05	JCCT (A), Hazaribagh
		1.12	2005-06	JCCT (A), Hazaribagh
	TOTAL	9.71		
KATHARA		123.19	1998-99 to 2003-04	High Court
		73.59	2007-08 Onwards	
	TOTAL	196.78		
B & K		25.26	1997-98 to 2005-06	Tribunal Court, Hazaribagh
		9.57	1998-99 to 2004-05	Tribunal Court, Hazaribagh
		49.74	1995-96 to 2003-04	Tribunal Court, Hazaribagh
	TOTAL	84.57		
GIRIDIH		1130.01		Information not Supplied by Branch Auditor
	TOTAL	1130.01		
	GRAND TOTAL	2041.69		
WORKMENS COMPENSATION ACT				
HAZARIBAGH				
		39.69		

Area	Colliery	Disputed Amount	Period	Court
ENTRY TAX				
PIPARWAR		154.81	1993-94	Supreme Court
		8.41	1995-96	Supreme Court
		41.18	1997-98	Supreme Court
		16.59	2000-01	Supreme Court
		10.81	2001-02	Supreme Court
		51.98	2002-03	Supreme Court
	TOTAL	283.78		
DHORI		14.93	2003-04	Supreme Court
		213.11	Consolidated	Supreme Court
	TOTAL	228.04		
N K		755.05	1996-97 to 2002-03	Supreme Court
	TOTAL	755.05		
KUJU	1993-94	4.89	1993-94	Supreme Court
	1995-96	4.92	1995-96	Supreme Court
	1996-97	7.68	1996-97	Supreme Court
	1997-98	14.32	1997-98	Supreme Court
	1998-99	7.55	1998-99	Supreme Court
	1999-00	2.69	1999-00	Supreme Court
	2000-01	11.21	2000-01	Supreme Court
	2001-02	6.13	2001-02	Supreme Court
	2002-03	13.75	2002-03	Supreme Court
	TOTAL	73.14		
GRAND TOTAL	1340.01			

INCOME TAX*(Rs. in Lakhs)*

Area	Colliery	Disputed Amount	Period	Court
RANCHI, HQ		—	2002-03	CIT (A), Ranchi
		4835.40	2005-06	CIT (A), Ranchi
		10492.17	2006-07	CIT (A), Ranchi
		3261.00	2007-08	CIT (A), Ranchi
	TOTAL	18,588.57		